



City of
FLORENCE
SOUTH CAROLINA

ANNUAL BUDGET

**FISCAL YEAR
2017 - 2018**

CITY OF FLORENCE, SC
ANNUAL BUDGET
2017– 2018

**CITY OF FLORENCE, SOUTH CAROLINA
PRINCIPAL OFFICIALS
JULY 1, 2017**

GOVERNING BODY

Stephen J. Wukela, Mayor

Frank J. Brand, II, Mayor Pro Tempore

Octavia Williams-Blake

Teresa Myers Ervin

George D. Jebaily

Pat Gibson-Hye Moore

Glynn F. Willis

ADMINISTRATION

Andrew H. Griffin, City Manager

Thomas W. Chandler, Finance Director

Scotty B. Davis, General Services Director

Allen L. Heidler, Police Chief

Randall S. Osterman, Fire Chief

Charles E. Pope, Jr., Public Works Director

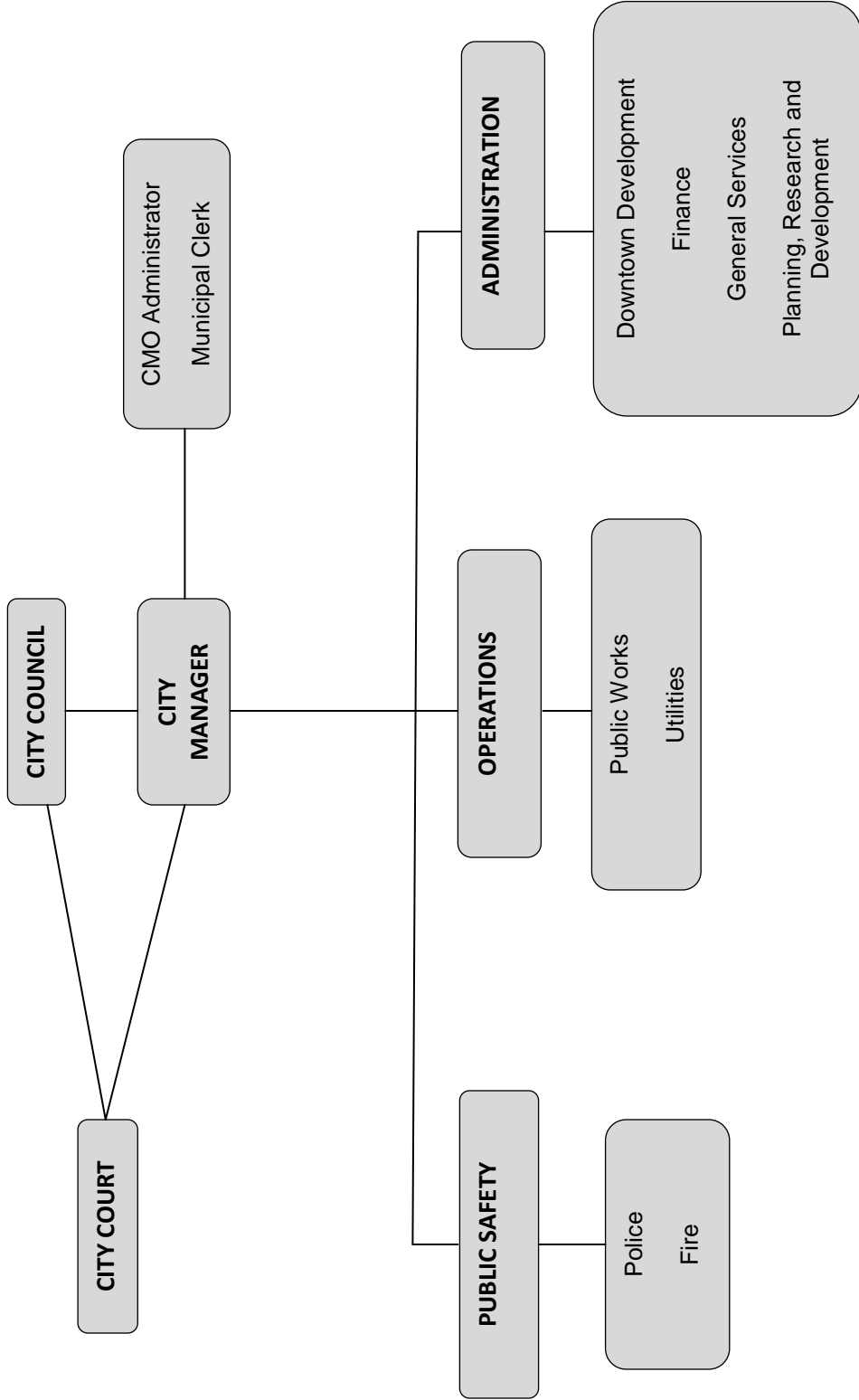
Raymond F. Reich, Downtown Development Director

Michael D. Hemingway, Utilities Director

Jerry B. Dudley, Planning Manager

James C. Moore, Development Manager

**CITY OF FLORENCE
ORGANIZATIONAL CHART
FY 2017-18**



City of Florence, SC Annual Budget FY 2017 – 2018

Table of Contents

Introductory Section	1
City Manager’s Budget Transmittal Letter	2
Budget Ordinance.....	11
 General Fund	 16
General Fund Revenues	17
Revenue Sources	19
General Fund Expenditures.....	21
Comparison of Expenditures	23
Appropriations by Activities	25
Departmental Operating Budgets	
City Council.....	27
Legal Services	28
City Court.....	29
City Manager	30
Finance and Accounting	31
Human Resources	32
Community Services	33
Police.....	34
Fire	36
Beautification and Facilities	38
Sanitation.....	40
Equipment Maintenance	42
Recreation Programs	43
Athletic Programs	45
Planning, Research and Development	47
Building Inspections & Permits	48
Other Employee Benefits	49
General Insurance/Claims	49
Community Programs	49
Non-Departmental	49
Total of Each Activity Account/Operating Expenditure	50
General Fund Debt Service Budget.....	54
 Water and Sewer Utilities Enterprise Fund.....	 56
Water and Sewer Utilities Enterprise Fund Revenues.....	57
Revenue Sources	59
Water and Sewer Utilities Enterprise Fund Expenses	61
Comparison of Expenses	63
Appropriations by Activities	64

Departmental Operating Budgets	
Utilities and Licensing	65
Engineering	67
Waste Water Treatment.....	68
Surface Water Production.....	70
Ground Water Production	72
Distribution Operations	73
Collection Operations.....	75
Debt Service	76
Other Employee Benefits	76
General Insurance/Claims	76
Non-Departmental	73
Total of Each Activity Account/Operating Expense	77
Stormwater Utility Enterprise Fund.....	79
Stormwater Utility Enterprise Fund Revenues	80
Revenue Sources	82
Stormwater Utility Enterprise Fund Expenses	83
Comparison of Expenses	85
Appropriations by Activities	86
Department Operating Budgets	
Stormwater Operations	87
Debt Service	88
Other Employee Benefits	88
General Insurance/Claims	88
Non-Departmental	88
Total of Each Activity Account/Operating Expense	89
Utility Construction Funds	90
Water and Sewer Utilities Funding Sources and Projects	91
Stormwater Utility Funding Sources and Projects.....	92
Equipment Replacement Funds	93
Water and Sewer Capital Equipment Replacement Budget	94
Stormwater Capital Equipment Replacement Budget.....	95
Hospitality Fund	96
Hospitality Fee Funding Sources and Expenditures	97

INTRODUCTORY SECTION
ANNUAL BUDGET
2017– 2018

**CITY MANAGER'S
BUDGET TRANSMITTAL LETTER**

July 1, 2017

Mayor and Members of City Council
City of Florence, South Carolina

It is my privilege to present a balanced budget for the fiscal year beginning July 1, 2017 and ending June 30, 2018. This budget, adopted by City Council on June 12, 2017, serves as the policy document that communicates the financial plan for the fiscal year. The City's budget is prepared annually based upon guidance and input from City Council and through the efforts of each of the City's department directors and staff. The foresight and direction provided by City Council throughout the year as well as during the budget planning and development process was an essential part of ensuring that the City continues to be successful and accomplish established goals.

The budget was crafted to further the City's mission of delivering municipal services and development initiatives that are responsive and meet community needs. I believe this budget enables City staff to provide a quality level of service expected by our citizens while also embracing practical and conservative financial principles. The budget also reflects staff's commitment to continually improving the quality of municipal operations and ensuring prudent use of public resources.

BUDGET DEVELOPMENT

The budget development process began with a planning and budgeting meeting with City Council and staff. In this meeting, held on April 23, 2017, growth initiatives and related challenges to the City were reviewed and discussed. Updates on a number of ongoing projects and those in the planning phase were also presented at this meeting.

As discussed during the meeting, the General Fund budget has increased approximately 3.4% over the past five years. Several factors have contributed to this increase including:

- The use of approximately one million dollars in funds collected from 50% of the Municipal Revenue portion of the Local Option Sales Tax for neighborhood redevelopment, beginning in FY 2013-14
- An operating millage increase of 3.7 mills in FY 2016-17 to fund operating expenditures, specifically to address employee compensation issues

Revenues that represent the bulk of the General Fund include property taxes and business license taxes. Property tax revenues have increased approximately 3.7% since fiscal year 2013 to include some limited growth in property values as well as a modest increase in operating millage. Business License revenues have grown by approximately 4.4% since fiscal year 2013, indicative of some area economic improvement.

The City has experienced notable growth in the Special Revenue areas of hospitality and accommodations. Since fiscal year 2013, these revenue sources have grown by approximately 6%. It is the growth in hospitality and accommodations, coupled with other commercial growth, that have funded special projects such as downtown redevelopment, the regional gymnasium and recreation facility construction, and the soccer complex construction.

Because indicators suggest that economic conditions continue to improve, planning for future growth and its relative impact to projected fiscal resources is appropriate. With that in mind, the topics City Council and staff considered and discussed at the initial work session included:

- ***Annexation and Growth:***
Projected near-term and long-term growth patterns of the City and the impact of that growth on public safety pertaining to:
 - Police and Fire service and response times
 - future fire station needs
 - future police district and substation needs
 - additional public safety staff and equipment needs
- ***Parks and Recreation Maintenance and Capital Facilities:***
Deferred recreational maintenance of buildings and other infrastructure needs has resulted in the need for capital maintenance and improvement funding in the amount of approximately \$9.2 million.
- ***Local Option Sales Tax - County/Municipal Revenue Fund Proceeds:***
Council consideration of funding the Recreation and Athletic projects and improvements noted above through a bond issue. Debt service would be paid debt from a portion of proceeds from the Local Option Sales Tax County/Municipal Revenue Fund. These projects would include:
 - Capital maintenance/repairs to recreation facilities
 - construction of two community centers
 - land purchase for future recreational use
 - sports facilities improvement and development
 - the development of trail connections
- ***Road and Street Maintenance Issues:***
 - The City receives no appropriation from the State from the gasoline excise tax for street maintenance and/or repair. In addition, Florence County collects a road maintenance fee per vehicle for the maintenance of roads and bridges in the County. These funds are expended outside the City's corporate limits as approved by Florence County Council.
 - Council consideration of implementing a City Road Maintenance Fee to be structured and collected in the same manner as the Florence County Road maintenance fee.
 - Fees collected would be used to maintain and improve City-owned streets which currently are in excess of 100 street miles.
- ***Sanitation Equipment Replacement:***
 - In the next six years beginning FY 2018-19, the Sanitation Department will have to

replace eight residential sanitation trucks at an approximate total cost of \$1,750,000.

- Council consideration of increasing the 75¢ monthly garbage fee over three (3) years by an additional \$2.00 beginning in FY 2018-19 to fund the required multi-year replacement schedule of the City's fleet of residential garbage and yardwaste trucks.
- **Neighborhood Revitalization:**
 - As part of the City's neighborhood revitalization initiative, staff has worked with citizens in three focus areas to complete neighborhood action plans since February 2012. The focus areas are North Florence, Northwest Florence, and East Florence, which comprise some of the oldest and most challenged neighborhoods surrounding the City's downtown. In an effort to establish a revitalization plan to address issues such as vacant and abandoned properties, neglectful property maintenance, and illegal activity, a Neighborhood Action Plan was completed by the City in January 2013. In December 2014, City Council adopted a Neighborhood Revitalization Strategy, which provides a plan for the many steps required to achieve comprehensive neighborhood revitalization.
 - Approximately \$9.2 million in funding has been designated for neighborhood redevelopment. Funding sources include:
 - City appropriated funds: \$3 million
 - one cent capital sales tax funds: \$4.75 million
 - SC Community Loan Fund: \$700,000
 - SC Housing Neighborhood Initiative Program grant funds: \$570,000
 - Funding for neighborhood revitalization will be used for the following:
 - Property acquisition and demolition: \$615,000
 - housing construction: \$3.4 million
 - corridor enhancements: \$4.75
 - professional services: \$255,000
- **Art Trail Gallery Building Renovation:**

The future Art Trail Gallery will be located at 142 N. Dargan Street in the "Old Rainwater Building," acquired by the City in 2015. Following receipt of contractor proposals, approximately 6,000 square feet of the building will be renovated encompassing the first of three floors in the building. Building improvements will include HVAC, electrical, plumbing and interior renovations with a catering kitchen and upgraded restroom facilities. Additionally, the renovation will include a façade upgrade, a structural upgrade, a new roof, exterior doors and windows, and sprinkler system upgrade throughout the building.
- **Water and Sewer Utilities System:**

Ongoing water and sewer utilities system issues and challenges include:

 - Timmonsville water and sewer system repairs and upgrades to address consent decree requirements
 - new SCDHEC lead and copper proposed rule changes
 - Jefferies Creek sewer interceptor relocation and improvements necessary to minimize surcharges and accommodate future growth

Staff met again with City Council on May 17, 2017 to discuss FY 2017-18 budget details and

to examine methods used to provide a functional and workable balanced budget. Discussion topics included an analysis of current and projected revenue trends, as well as expenditure requests and actions necessary to provide for a balanced budget. Other discussion included state retirement system reform legislation, community programs funding, Community Development Block Grant funding, and the new state law effective July 1, 2017 pertaining to road and highway funding.

BUDGET SUMMARY

The fiscal year 2017-18 budget totals \$84,678,000 and is summarized by fund as follows:

General Fund	\$34,440,000
General Fund Debt Service Fund	445,000
W/S Utilities Enterprise Fund	33,560,000
Stormwater Utility Enterprise Fund	1,380,000
W/S Utilities Construction Fund	6,936,000
Stormwater Utility Construction Fund	607,000
W/S Utilities Equipment Replacement Fund	845,000
Stormwater Equipment Replacement Fund	80,000
Hospitality Fund	6,385,000

On April 25, 2017, the governor of South Carolina signed into law H. 3726 which addresses the state's unfunded pension liability of the retirement system. The law changes both the City's and employees' contribution rates effective July 1, 2017. The City's contribution rate for FY 2017-18 for both the SC Retirement System (SCRS) and the Police Officers Retirement System (PORS) will increase by 2% to 13.56% and 16.24% respectively.

As part of the reforms adopted by the State General Assembly to further ensure solvency of the retirement system, the City's rates will continue to increase annually by 1% through July 1, 2022. The eventual scheduled employer rate is 18.56% for SCRS and 21.24% for PORS. The employee contribution rate for SCRS will increase to and is capped at 9%. The employee contribution rate for PORS will increase to and is capped at 9.75%.

The original balanced budget for FY 2017-18 included a 1% Cost of Living adjustment and Merit Pay eligibility effective January 1, 2018. However, due to the increased cost of the 2% retirement system contribution, the Merit Pay for FY 2017-18 was suspended for the upcoming budget year, and a 2% cost-of-living adjustment is included in the budget for all employees effective January 1, 2018. The City will review the feasibility of providing merit-based pay increases in FY 2017-18 following a mid-year review of the City's budget.

The City's main operating funds are briefly discussed below to highlight certain conditions in this budget and changes from the prior year budget.

General Fund – The City's General Fund is a vitally important fund that provides for essential City services including public safety, public works, recreation and athletics, planning and development, and administrative/support services. The approved FY 2017-18 General Fund

budget totals \$34,440,000, representing an increase of 3.33% over the prior year original approved budget.

In FY 2016-17, the City Council authorized an increase in the millage (which was at that time set at 53.7 mills) by a total of 4.5 mills to 58.2 mills. However, given the effective millage cap at that time, the City could only increase the millage in FY 2016-17 by 3.7 mills. In the FY 2016-17 budget ordinance, City Council approved the maximum operating millage increase allowed by law for FY 2016-17 (3.7 mills) and stated its intent to increase the operating millage in an amount up to eight-tenths (0.8) mills in the FY 2017-18 budget, subject to and determined by the required millage cap calculation based on CPI and population growth pursuant to the SC Code of Laws.

On May 26, 2017, the SC Revenue and Fiscal Affairs Office issued a letter informing the City that the millage cap for FY 2017-18 would be 1.26% based on the formula provided by state law. A 1.26% adjustment in millage renders an increase of 0.7, just slightly less than 0.8 mills intended to be included in the FY 2017-18 budget. The .1 millage variance would have rendered approximately \$16,000 in additional tax revenue.

The additional 0.7 mills increase was included in the budget approved and adopted by City Council for FY 2017-18. Even with this millage increase, the City continues to have the lowest effective millage rate of comparably-sized municipalities in the state when calculated with the impact of the local option sales tax credit factor included.

An increase in commercial landfill disposal fees was also incorporated into this year's budget. This fee adjustment will increase the commercial rates by \$1.25 to \$8.95 per cubic yard monthly. The City's commercial disposal fees continue to remain relatively low when compared to fees of privately contracted commercial services.

Funding for community programs was budgeted in FY 2017-18 at same level as the prior fiscal year. However, because the FY 2016-17 PDRTA budget was amended to include an additional \$25,000 for Downtown Shuttle Service, the shuttle service budget has been included in the FY2017-18 PDRTA appropriation at the same level. It is anticipated that funding for Florence's homeless population will be included in the budget in the amount of approximately \$50,000 as part of FY 2017-18 mid-year review in January 2018.

To aid in balancing the General Fund budget, the City will continue the mandatory hold requirement for replacement hiring up to 16 weeks. A number of additional actions were incorporated to balance the General Fund budget including operational funding request adjustments, deferred capital funding requests, and end-of-current-year capital purchases.

Water and Sewer Utilities Enterprise Fund – The Water and Sewer Utilities Enterprise Fund budget totals \$33,560,000 for FY 2017-18. This amount represents a 1.80% increase over the prior year original approved budget.

The City's combined water and wastewater system is a highly-regulated enterprise that requires extensive fiscal resources for long-term viability to serve the growing demands of the Florence area. The system continues to face increasing operating and capital expenses related to its collection system, specifically interceptor sewer lines within Jeffries Creek and Middle Swamp. In response to these and other challenges, the City performed a

comprehensive study of the operating, capital, and long-term debt service requirements to determine revenue sufficiency for these needs. The analysis revealed that rates for the combined water and wastewater system should be revised to meet current and future financial requirements of the system. Based on the recommendations of a comprehensive ten-year rate study, City Council approved an ordinance in 2010 incorporating the recommended rates. This ordinance revised and updated the City's water and wastewater rate schedules through fiscal year 2020. In compliance with the adopted rate ordinance, the Water and Sewer Utilities Enterprise Fund budget for FY 2017-18 includes a rate increase for both water and sewer services that reflects an inflation adjustment.

The City of Florence, at the request of the Environmental Protection Agency (EPA) and the South Carolina Department of Health and Environmental Control (SCDHEC), acquired ownership in January 2014 of the Timmons ville water and sewer utility system, a system that was not in compliance with EPA and SCDHEC regulations. As part of the acquisition, the City of Florence entered into a consent decree with EPA and SCDHEC which was based upon a plan of necessary corrective actions identified by the City's engineers. As such, the City's most immediate utilities project is the Timmons ville system. Funding for the project includes grants from numerous sources as well as low interest and principal forgiveness loans from the State Revolving Fund loan program.

The original estimated cost of repairs and upgrades to the Timmons ville system was \$12.5 million. Since the City's acquisition of the system in January 2014, City Council has approved the use of approximately \$2.5 million in additional grant funding for upgrades to this system, bringing the total estimated cost of improvements to \$15 million. Numerous projects to upgrade the system were either begun or completed in the prior fiscal year, and additional system improvement projects will continue in this fiscal year.

Work to specifically address requirements outlined in the Comprehensive Performance Evaluation and Comprehensive Correction Plan is projected to be completed for the Timmons ville system September 2017. Additionally, Safe Drinking Water Corrective Action Plan work for the system is expected to be completed May 2018, while all identified corrective actions in the Operation and Maintenance Program are anticipated to be completed in August 2018. Finally, the EPA Consent Decree is currently projected to be finalized in November 2018.

Operational costs associated with the acquisition of the Timmons ville system are included as part of the FY 2017-18 budget. It is important to note that, per City Council's commitment, projected revenues are in line with original estimates, and it is anticipated that annual costs will be slightly less than revenues.

A future need of the City's combined water and wastewater system is the replacement and expansion of major sewer interceptor lines that are currently located in the Jeffries Creek and Middle Swamp floodways, and the expansion of the water transmission lines that extend water supply in the service area. The sewer interceptor line needs are the result of regulatory requirements and growth of the system, both west and south, and the transmission line needs are the result of growth. The fiscal impact of these needed upgrades and expansion will likely exceed \$35 million.

Stormwater Utility Enterprise Fund – The Stormwater Utility Enterprise Fund budget totals

\$1,380,000 for FY 2017-18. This amount represents a 1.10% increase over the prior year's original approved budget.

Since the adoption of the Stormwater Utility and the supporting rate structure in 2001, the City has completed numerous projects that were funded with revenues generated by the Stormwater Enterprise Fund. Of these completed projects, approximately 20 were of a size and scope that necessitated the use of long-term capital financing through a Revenue Bond issue in 2006. The FY 2017-18 budget includes debt service funding for the twelfth year of a fifteen-year financing for these projects.

The Stormwater Utility has funded additional stormwater construction projects not financed by the 2006 Revenue Bond on a year-to-year payment basis through annual transfers to the Stormwater Utility Construction Fund. Most of the projects in the Construction Fund have been smaller in nature with a cost of generally no greater than \$100,000 per project. The City has had no increase in the stormwater fee schedule since the adoption of the original rate ordinance fifteen years ago in August 2001.

Revenues have grown gradually each year since the City began collecting a stormwater fee. To provide for increased transfers to the Stormwater Utility Construction Fund sufficient to accomplish increasing demands and larger projects, and in anticipation of issuing a new Revenue Bond for additional improvements in 2021 (when the 2006 Revenue Bond is fully paid), a small adjustment to the current stormwater rates should be considered in the near future.

Hospitality Fund – The approved FY 2017-18 Hospitality Fund budget totals \$6,385,000. This amount represents a 5.45% increase over the prior year's approved original budget. Revenues in this fund will include \$2 million per year from the Drs. Bruce and Lee Foundation in 2018, and 2019 and \$750,000 in 2020 for debt service financing related to the construction of the Soccer Complex and the Regional Recreation/Gymnasium Facility. While Hospitality Fee collections have begun to level out from a significant increase in the past two to three years, this revenue source continues to be strong.

The Hospitality Fund provides the funding for tourism-related expenses. Approximately 68% of the Hospitality Fund budget is used to finance capital and debt service costs for tourism-related facilities including the City County Civic Center, the Veterans Memorial Park, the Florence Tennis Center, a Regional Recreation and Gymnasium Facility, a Soccer Complex, and an appropriation for the 2016 Special Obligation Bond for downtown tourism related improvements. Operational funding for the Florence Civic Center, athletic facilities operations, the Florence Museum, Florence Downtown Development Corporation, downtown lighting, wayfinding signage, and restroom facilities rental at the James Allen Plaza represents approximately 30% of the Hospitality Fund budget. Downtown and other tourism promotions, redevelopment incentives, and contingency funds are also included in the FY 2017-18 Hospitality Fund budget and represent approximately 2% of the total anticipated expenditures in this fund.

CONCLUSION

With City Council's leadership and guidance, City staff and I have prepared a budget that focuses on the delivery of quality services to meet the diverse needs of our citizens. The

employees of the City take great pride in providing excellent public services to the community. Staff is also ever mindful that the annual budget serves as the City's commitment to ensure good stewardship of public funds, and endeavors to do the very best with the resources and tools available to us.

Through practical fiscal planning and sound investment of resources in the community, the City continues to build a solid organization with productive employees. It is through planning and this budget document that we work together to make Florence an excellent place to live and work, and to successfully continue as a viable and attractive regional destination. I am confident the 2017-18 Budget presented herein provides the resources to achieve that goal.

Respectfully submitted,

A handwritten signature in blue ink, appearing to read "Andrew Griffin", with a long horizontal flourish extending to the right.

Andrew H. Griffin
City Manager

BUDGET ORDINANCE
ANNUAL BUDGET
2017– 2018

ORDINANCE NO. 2017-17

AN ORDINANCE TO RAISE REVENUE AND ADOPT A BUDGET FOR THE CITY OF FLORENCE, SOUTH CAROLINA, FOR THE FISCAL YEAR BEGINNING JULY 1, 2017, AND ENDING JUNE 30, 2018.

WHEREAS, § 5-7-260 of the South Carolina Code of Laws (as amended) requires that a Municipal Council shall act by ordinance to adopt budgets and levy taxes pursuant to public notice.

NOW, THEREFORE, BE IT ORDAINED by the City Council of the City of Florence in Council duly assembled and by the authority of the same:

Section 1

- (a) There is hereby adopted a General Fund budget for the City of Florence for the fiscal year beginning July 1, 2017, and ending June 30, 2018, as filed in the office of the City Clerk which is hereby incorporated by reference as if set forth fully herein, providing for revenues and appropriations in a total amount of \$34,440,000.
- (b) Further, there is hereby adopted a General Fund Debt Service Fund budget for the City of Florence for fiscal year beginning July 1, 2017, and ending June 30, 2018, as filed in the office of the City Clerk which is hereby incorporated by reference as if set forth fully herein, providing for revenues and appropriations in the total amount of \$445,000.
- (c) Further, there is hereby adopted a Water and Sewer Utilities Enterprise Fund budget for the City of Florence for fiscal year beginning July 1, 2017, and ending June 30, 2018, as filed in the office of the City Clerk which is hereby incorporated by reference as if set forth fully herein, providing for revenues and appropriations in a total amount of \$33,560,000.
- (d) Further, there is hereby adopted a Stormwater Utility Enterprise Fund budget for the City of Florence for the fiscal year beginning July 1, 2017, and ending June 30, 2018, as filed in the office of the City Clerk which is hereby incorporated by reference as if set forth fully herein providing for revenues and appropriations in the total amount of \$1,380,000.
- (e) Further, there is hereby adopted a Water and Sewer Utilities Construction Fund budget for the City of Florence for fiscal year beginning July 1, 2017, and ending June 30, 2018, as filed in the office of the City Clerk which is hereby incorporated by reference as if set forth fully herein, providing for revenues and appropriations in a total amount of \$6,936,000.
- (f) Further, there is hereby adopted a Stormwater Utility Construction budget for the City of Florence for fiscal year beginning July 1, 2017, and ending June 30, 2018, as filed in the office of the City Clerk which is hereby incorporated by reference as if set forth fully herein, providing for revenues and appropriations in a total amount of \$607,000.

Fiscal Year 2017-18 Budget Ordinance (continued)

- (g) Further, there is hereby adopted a Water and Sewer Utilities Equipment Replacement Fund budget for the City of Florence for the fiscal year beginning July 1, 2017, and ending June 30, 2018, as filed in the office of the City Clerk which is hereby incorporated by reference as if set forth fully herein providing for revenues and appropriations in the total amount of \$845,000.
- (h) Further, there is hereby adopted a Stormwater Utility Equipment Replacement Fund budget for the City of Florence for the fiscal year beginning July 1, 2017, and ending June 30, 2017, as filed in the office of the City Clerk which is hereby incorporated by reference as if set forth fully herein providing for revenues and appropriations in the total amount of \$80,000.
- (i) Further, there is hereby adopted a Hospitality Fund budget for the City of Florence for the fiscal year beginning July 1, 2017, and ending June 30, 2018, as filed in the office of the City Clerk which is hereby incorporated by reference as if set forth fully herein providing for revenues and appropriations in the total amount of \$6,385,000. Authorized as part of this ordinance and incorporated into the Hospitality Fund budget is a commitment by the City of Florence to contribute to the operations and maintenance costs of the Florence County Museum for the fiscal year beginning July 1, 2017, and ending June 30, 2018, and for future fiscal years through June 30, 2025 pursuant to the Memorandum of Understanding Between Florence County and the City of Florence dated April 25, 2013.

Section 2

In accordance with § 6-1-320 of the South Carolina Code of Laws (as amended), a tax for general operating purposes for the period from July 1, 2017, and ending June 30, 2018, for the sums and in the amount hereinafter mentioned, is and shall be levied, collected and paid into the treasury of the City of Florence for the operational use and service thereof. A tax of fifty eight and one-tenth (58.1) mills upon each one dollar (\$1.00) in value of real estate and personal property of every description owned and used in the City of Florence, South Carolina, is and shall be levied and paid into the City treasury for the credit to the City of Florence for the corporate purposes, improvements, and for the purpose of paying current operating expenses of said municipality. Such tax is composed of the existing rate of 57.4 mills plus an additional 0.7 mills, as allowed in § 6-1-320 (A)(1) and § 6-1-320 (A)(2) of the SC Code of Laws, and such tax is levied on property assessed for taxation for County and State purposes.

Section 3

In accordance with of § 6-1-320 of the South Carolina Code of Laws (as amended), a tax for general obligation bond indebtedness for the period from July 1, 2017, and ending June 30, 2018, for the sums and in the amount hereinafter mentioned, is and shall be levied, collected and paid into the treasury of the City of Florence for the purpose of meeting general obligation bond debt service requirements. A tax of up to, but not exceeding, four (4.0) mills upon each one dollar (\$1.00) in value of real estate and personal property of every description owned and used in the City of Florence, South Carolina, is and shall be

Fiscal Year 2017-18 Budget Ordinance (continued)

levied and paid into the City treasury for the credit to the City of Florence for the purpose of providing and paying for general obligation bond debt of the municipality. Such tax is levied on property that is assessed for taxation for County and State purposes.

Section 4

In accordance with § 23-47-10 through § 23-47-80 of the South Carolina Code of Laws (as amended), and § 14-93 through § 14-98 of the City of Florence, SC Code of ordinances (as amended), funding is and shall be provided to allow for the operation, maintenance, and enhancements of the E-911 system through a monthly charge of seventy-seven cents (\$0.77) upon each local exchange access line in the area served by or which would be served by the E-911 service and/or system of the City. Such charges are specifically enforceable under § 23-47-50 (B) of the SC Code of Laws. E-911 fees collected by the City of Florence shall be used to fund the acquisition of Police and Fire communications equipment in compliance with § 23-47-40 (B) of the South Carolina Code of Laws, as amended. Funding in the total amount of \$560,000 is hereby appropriated and allocated in increments of approximately \$80,000 per year over a seven-year period, from fiscal year beginning July 1, 2015 through fiscal year ending June 30, 2022 as part of a multi-year communications equipment budget provided pursuant to the Florence City Council adoption of Resolution No. 2015-13.

Section 5

The City Manager shall administer the budget and may authorize the transfer of appropriate funds within and between departments as necessary to achieve the goals of the budget. The City Manager is authorized to assign fund balance intended to be used for specific purposes.

Section 6

The City Manager or his designee is authorized to execute all necessary documents relating to the lease-purchase financing of equipment specifically authorized in the budget as presented or amended by City Council for fiscal year beginning July 1, 2017, and ending June 30, 2018. This action further constitutes a resolution of City Council authorizing and approving such equipment for lease-purchase acquisition, and this ordinance shall serve as representation of this resolution.

Section 7

If for any reason, any sentence, clause or provision of this Ordinance shall be declared invalid, such shall not affect the remaining provisions thereof.

Section 8

That all ordinances or parts of ordinances conflicting with the provisions of this Ordinance are hereby repealed, insofar as the same affect this Ordinance.


Fiscal Year 2017-18 Budget Ordinance (continued)

Section 9


That this Ordinance shall become effective on July 1, 2017.

ADOPTED THIS 12th DAY OF JUNE, 2017.

Approved as to form:




James W. Peterson, Jr.
City Attorney



Stephen J. Wukela
Mayor

Attest:

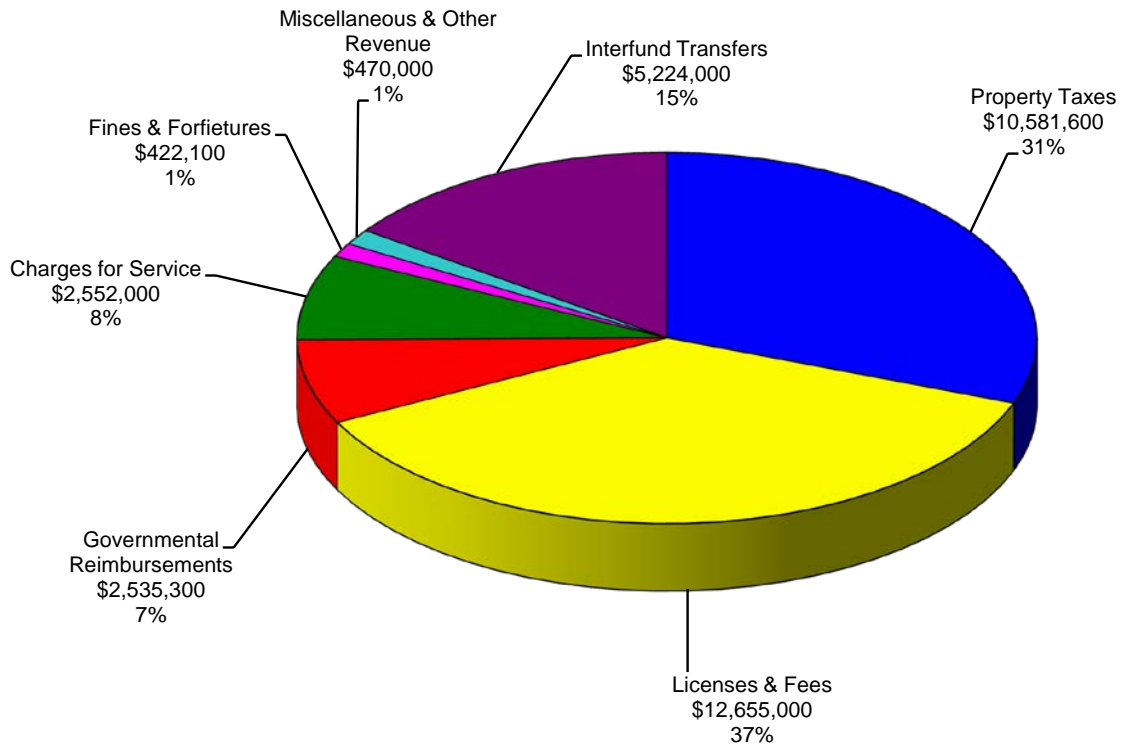


Dianne M. Rowan
Municipal Clerk

**GENERAL FUND
ANNUAL BUDGET
2017– 2018**

GENERAL FUND REVENUES

City of Florence, SC General Fund \$34,440,000



Revenue Budget
Fiscal Year 2017-2018

**CITY OF FLORENCE, SOUTH CAROLINA
REVENUE SOURCES**

		Last Year Actual	Revised Budget 2016-2017	Estimated Receipts 2016-2017	Recommended Budget 2017-2018	Approved Budget 2017-2018
GENERAL FUND						
PROPERTY TAX						
100100-401000	Property Tax	\$3,902,579	\$4,260,000	\$3,525,000	\$3,730,000	\$3,730,000
100100-401100	Homestead Exemption	\$268,343	\$275,000	\$275,000	\$280,000	\$280,000
100100-401110	Merchants Inventory Tax	\$299,603	\$299,600	\$299,600	\$299,600	\$299,600
100100-401120	Penalties on Current Taxes	\$9,623	\$9,000	\$9,000	\$9,000	\$9,000
100100-401130	Property Tax Credit	\$4,746,572	\$4,820,000	\$5,800,000	\$5,916,000	\$5,916,000
100100-401140	PILOT - Housing Authority	\$120,372	\$120,000	\$120,000	\$122,000	\$122,000
100100-401145	Motor Carrier/FILO	\$0	\$100,000	\$100,000	\$100,000	\$100,000
100100-401200	Delinquent Taxes	\$116,886	\$120,000	\$120,000	\$125,000	\$125,000
	TOTAL	\$9,463,979	\$10,003,600	\$10,248,600	\$10,581,600	\$10,581,600
LICENSES						
100110-405010	Current Business License	\$4,402,591	\$4,500,000	\$4,600,000	\$4,800,000	\$4,800,000
100110-405020	Insurance License	\$3,358,830	\$3,425,000	\$3,425,000	\$3,475,000	\$3,475,000
100110-405050	Telecommunications License	\$152,840	\$142,000	\$138,000	\$175,000	\$175,000
100110-405080	Delinquent Business License	\$270,851	\$460,000	\$460,000	\$480,000	\$480,000
100110-405100	Franchise Fees	\$3,526,156	\$3,650,000	\$3,650,000	\$3,725,000	\$3,725,000
	TOTAL	\$11,711,268	\$12,177,000	\$12,273,000	\$12,655,000	\$12,655,000
GOVERNMENTAL REIMBURSEMENTS						
100120-405500	Community Development	\$54,800	\$52,300	\$52,300	\$52,300	\$52,300
100120-410000	Sales Tax Revenue	\$1,440,220	\$1,000,000	\$1,000,000	\$1,000,000	\$1,000,000
100120-410010	State A-Tax - 5% Funds	\$58,808	\$59,500	\$61,000	\$63,000	\$63,000
100120-410020	Local Government Fund	\$811,143	\$820,000	\$839,000	\$839,000	\$839,000
100120-411110	SRO Program	\$382,776	\$360,000	\$360,000	\$425,000	\$425,000
100120-411210	Security Reimbursement	\$309,874	\$263,000	\$263,000	\$0	\$0
100120-411510	FEMA Reimbursement	\$26,936	\$3,850	\$3,850	\$0	\$0
100120-415040	Marketing and Promotions	\$109,600	\$123,000	\$123,000	\$125,000	\$125,000
100120-790000	Miscellaneous Grants	\$241,725	\$830,000	\$700,000	\$21,000	\$21,000
100120-795000	Police Grants	\$7,637	\$39,000	\$39,000	\$10,000	\$10,000
	TOTAL	\$3,443,518	\$3,550,650	\$3,441,150	\$2,535,300	\$2,535,300
PERMITS AND FEES						
100130-415010	Landfill Fees	\$1,546,379	\$1,600,000	\$1,600,000	\$1,735,000	\$1,735,000
100130-415020	Sanitation Collection Fees	\$326,083	\$330,000	\$330,000	\$335,000	\$335,000
100130-415030	Planning and Zoning Fees	\$22,089	\$20,000	\$20,000	\$22,000	\$22,000
100130-415035	Building Permits	\$0	\$50,000	\$50,000	\$300,000	\$300,000
100130-415060	Gymnastics Program Fees	\$58,614	\$65,000	\$65,000	\$70,000	\$70,000
100130-415070	Batting Cage User Fees	\$858	\$2,000	\$2,000	\$5,000	\$5,000

**CITY OF FLORENCE, SOUTH CAROLINA
REVENUE SOURCES**

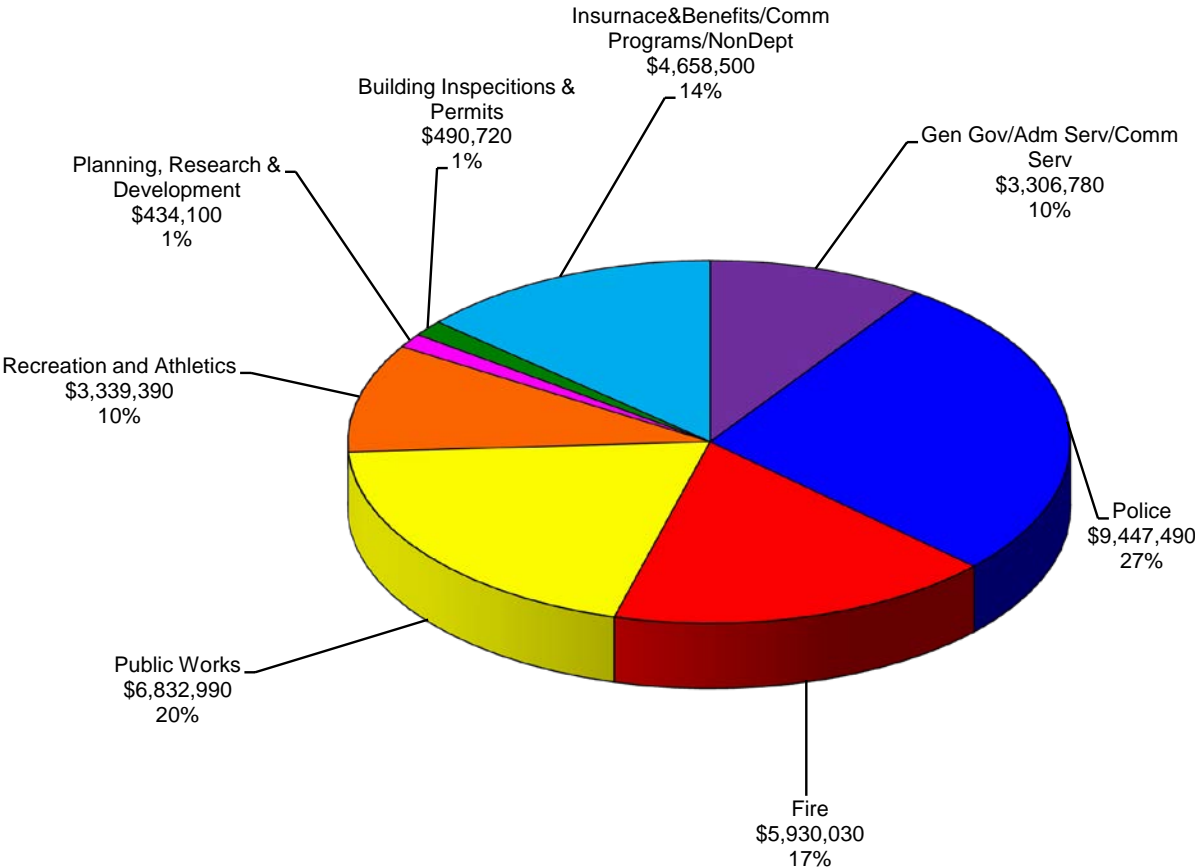
		Last Year Actual	Revised Budget 2016-2017	Estimated Receipts 2016-2017	Recommended Budget 2017-2018	Approved Budget 2017-2018
PERMITS AND FEES						
100130-415081	Freedom Florence Gate Fees	\$107,176	\$85,000	\$85,000	\$85,000	\$85,000
	TOTAL	\$2,061,198	\$2,152,000	\$2,152,000	\$2,552,000	\$2,552,000
FINES & FORFEITURES						
100140-420010	Criminal Fines	\$79,864	\$75,000	\$56,000	\$65,000	\$65,000
100140-420020	Traffic Fines	\$458,073	\$450,000	\$350,000	\$350,000	\$350,000
100140-420030	Parking Violation Fines	\$5,390	\$3,500	\$3,500	\$4,100	\$4,100
100140-420040	Animal Control Fines	\$5,885	\$3,000	\$3,000	\$3,000	\$3,000
	TOTAL	\$549,212	\$531,500	\$412,500	\$422,100	\$422,100
INVESTMENT EARNINGS						
100300-425010	Interest Revenue	\$39,486	\$50,000	\$50,000	\$55,000	\$55,000
	TOTAL	\$39,486	\$50,000	\$50,000	\$55,000	\$55,000
MISCELLANEOUS						
100325-415100	Concessions Revenue	\$47,428	\$45,000	\$45,000	\$50,000	\$50,000
100325-415110	Pro Shop Revenue	\$15,166	\$19,000	\$19,000	\$25,000	\$25,000
100325-415120	Pet Adoptions	\$42,650	\$42,000	\$42,000	\$45,000	\$45,000
100325-415130	Other Animal Shelter Revenues	\$80,573	\$82,000	\$82,000	\$82,000	\$82,000
100325-430000	Miscellaneous Revenue	\$156,197	\$120,000	\$120,000	\$128,000	\$128,000
100325-430050	Sale of Property Proceeds	\$777,040	\$0	\$0	\$0	\$0
	TOTAL	\$1,119,053	\$308,000	\$308,000	\$330,000	\$330,000
OTHER FUNDING SOURCES						
100375-425040	Insurance Reimbursements	\$246,904	\$93,250	\$93,250	\$85,000	\$85,000
100375-435010	From Unappropriated Reserve	\$0	\$4,047,650	\$3,447,650	\$0	\$0
	TOTAL	\$246,904	\$4,140,900	\$3,540,900	\$85,000	\$85,000
TRANSFERS						
100390-435020	From Water and Sewer Fund	\$3,184,000	\$3,483,000	\$3,483,000	\$3,590,000	\$3,590,000
100390-435030	From Stormwater Fund	\$175,000	\$175,000	\$175,000	\$175,000	\$175,000
100390-435040	From Hospitality Fund	\$990,000	\$1,065,000	\$1,065,000	\$1,075,000	\$1,075,000
100390-435050	From Victim Services Fund	\$69,142	\$74,000	\$65,000	\$72,000	\$72,000
100390-435100	From Roll Cart & Equipment Rep	\$192,500	\$312,000	\$312,000	\$312,000	\$312,000
	TOTAL	\$4,610,642	\$5,109,000	\$5,100,000	\$5,224,000	\$5,224,000
	TOTAL GENERAL FUND	\$33,245,260	\$38,022,650	\$37,526,150	\$34,440,000	\$34,440,000

**GENERAL FUND
DEPARTMENTAL EXPENDITURES**

City of Florence, SC

General Fund

\$34,440,000



Expenditure Budget
Fiscal Year 2017-2018

**CITY OF FLORENCE, SOUTH CAROLINA
COMPARISON OF EXPENDITURES**

	Last Year Actual	Revised Budget 2016-2017	Estimated Expenditures 2016-2017	Recommended Budget 2017-2018	Budgeted 2017-2018
GENERAL FUND					
GENERAL GOVERNMENT					
10041000 City Council	\$263,418	\$296,340	\$290,340	\$305,410	\$305,410
10041100 Legal Services	\$0	\$0	\$0	\$103,370	\$103,370
10041200 City Court	\$523,844	\$551,880	\$547,180	\$605,340	\$605,340
10041300 City Manager	\$371,213	\$400,060	\$398,060	\$439,650	\$439,650
TOTAL	\$1,158,475	\$1,248,280	\$1,235,580	\$1,453,770	\$1,453,770
FINANCE & ACCOUNTING					
10041501 Finance & Accounting	\$798,076	\$845,570	\$843,770	\$880,240	\$880,240
TOTAL	\$798,076	\$845,570	\$843,770	\$880,240	\$880,240
HUMAN RESOURCES					
10041600 Human Resources	\$550,999	\$578,970	\$587,020	\$591,010	\$591,010
TOTAL	\$550,999	\$578,970	\$587,020	\$591,010	\$591,010
COMMUNITY SERVICES					
10041900 Community Services	\$281,140	\$296,920	\$296,740	\$381,760	\$381,760
TOTAL	\$281,140	\$296,920	\$296,740	\$381,760	\$381,760
PUBLIC SAFETY					
10042100 Police	\$9,749,742	\$9,833,810	\$9,555,610	\$9,447,490	\$9,447,490
10042200 Fire	\$5,552,942	\$5,660,230	\$5,644,730	\$5,930,030	\$5,930,030
TOTAL	\$15,302,685	\$15,494,040	\$15,200,340	\$15,377,520	\$15,377,520
PUBLIC WORKS					
10043020 Beautification & Facilities	\$2,457,735	\$2,769,770	\$2,769,920	\$2,825,070	\$2,825,070
10043022 Sanitation	\$3,892,842	\$3,520,620	\$3,704,320	\$3,546,030	\$3,546,030
10043023 Equipment Maintenance	\$382,853	\$543,530	\$544,630	\$461,890	\$461,890
TOTAL	\$6,733,430	\$6,833,920	\$7,018,870	\$6,832,990	\$6,832,990
RECREATION & ATHLETICS					
10043024 Recreation Programs	\$1,179,012	\$1,426,600	\$1,334,000	\$1,377,920	\$1,377,920
10043025 Athletic Programs	\$1,184,561	\$1,910,570	\$1,909,820	\$1,961,470	\$1,961,470
TOTAL	\$2,363,573	\$3,337,170	\$3,243,820	\$3,339,390	\$3,339,390
PLANNING RESEARCH & DEV					
10046300 Planning Research & Dev	\$357,967	\$545,490	\$545,990	\$434,100	\$434,100
TOTAL	\$357,967	\$545,490	\$545,990	\$434,100	\$434,100

**CITY OF FLORENCE, SOUTH CAROLINA
COMPARISON OF EXPENDITURES**

		Last Year Actual	Revised Budget 2016-2017	Estimated Expenditures 2016-2017	Recommended Budget 2017-2018	Budgeted 2017-2018
BUILDING INSPECTIONS & PERMITS						
10046400	Building Inspections & Permits	\$0	\$294,440	\$293,740	\$490,720	\$490,720
	TOTAL	\$0	\$294,440	\$293,740	\$490,720	\$490,720
EMPLOYEE BENEFITS						
10049000	Other Employee Benefits	\$553,856	\$741,100	\$733,100	\$716,600	\$716,600
	TOTAL	\$553,856	\$741,100	\$733,100	\$716,600	\$716,600
GENERAL INS/CLAIMS						
10049100	General Insurance/Claims	\$629,343	\$545,000	\$546,500	\$561,000	\$561,000
	TOTAL	\$629,343	\$545,000	\$546,500	\$561,000	\$561,000
COMMUNITY PROGRAMS						
10049200	Community Programs	\$274,750	\$375,250	\$375,250	\$288,000	\$288,000
	TOTAL	\$274,750	\$375,250	\$375,250	\$288,000	\$288,000
NON DEPARTMENTAL						
10049300	Non Departmental	\$3,870,618	\$6,886,500	\$7,368,900	\$3,092,900	\$3,092,900
	TOTAL	\$3,870,618	\$6,886,500	\$7,368,900	\$3,092,900	\$3,092,900
	TOTAL GENERAL FUND	\$32,874,911	\$38,022,650	\$38,289,620	\$34,440,000	\$34,440,000

**CITY OF FLORENCE, SOUTH CAROLINA
APPROPRIATIONS BY ACTIVITIES**

		Full-Time Positions	Personal Service	Operating Expense	Capital Outlay	Total
GENERAL FUND						
GENERAL GOVERNMENT						
10041000	City Council	0	\$222,310	\$83,100		\$305,410
10041100	Legal Services	1	\$99,070	\$4,300		\$103,370
10041200	City Court	6	\$554,040	\$51,300		\$605,340
10041300	City Manager	5	\$404,350	\$35,300		\$439,650
	TOTAL	12	\$1,279,770	\$174,000		\$1,453,770
FINANCE & ACCOUNTING						
10041501	Finance & Accounting	9	\$767,040	\$113,200		\$880,240
	TOTAL	9	\$767,040	\$113,200		\$880,240
HR/RISK MANAGEMENT						
10041600	Human Resources	6	\$457,010	\$134,000		\$591,010
	TOTAL	6	\$457,010	\$134,000		\$591,010
COMMUNITY SERVICES						
10041900	Community Services	6	\$354,110	\$27,650		\$381,760
	TOTAL	6	\$354,110	\$27,650		\$381,760
POLICE						
10042100	Police	137	\$8,164,110	\$984,200	\$299,180	\$9,447,490
	TOTAL	137	\$8,164,110	\$984,200	\$299,180	\$9,447,490
FIRE						
10042200	Fire	86	\$5,175,380	\$464,650	\$290,000	\$5,930,030
	TOTAL	86	\$5,175,380	\$464,650	\$290,000	\$5,930,030
PUBLIC WORKS						
10043020	Beautification & Facilities	51	\$2,245,970	\$526,100	\$53,000	\$2,825,070
10043022	Sanitation	26	\$1,171,030	\$1,981,500	\$393,500	\$3,546,030
10043023	Equipment Maintenance	7	\$432,290	\$29,600		\$461,890
	TOTAL	84	\$3,849,290	\$2,537,200	\$446,500	\$6,832,990
RECREATION & ATHLETICS						
10043024	Recreation Programs	17	\$997,320	\$316,600	\$64,000	\$1,377,920
10043025	Athletic Programs	15	\$1,029,670	\$659,300	\$272,500	\$1,961,470
	TOTAL	32	\$2,026,990	\$975,900	\$336,500	\$3,339,390
PLANNING RESEARCH & DEV						
10046300	Planning Research & Dev	5	\$367,200	\$66,900		\$434,100
	TOTAL	5	\$367,200	\$66,900		\$434,100
BUILDING INSPECTIONS & PERMITS						
10046400	Building Inspections & Permits	5	\$361,520	\$119,200	\$10,000	\$490,720
	TOTAL	5	\$361,520	\$119,200	\$10,000	\$490,720

**CITY OF FLORENCE, SOUTH CAROLINA
APPROPRIATIONS BY ACTIVITIES**

		Full-Time Positions	Personal Service	Operating Expense	Capital Outlay	Total
10049000	EMPLOYEE BENEFITS					
591010	Employee Relations			\$35,000		\$35,000
591020	Unemployment Compensation			\$10,000		\$10,000
591030	OPEB Expense			\$671,600		\$671,600
	TOTAL			\$716,600		\$716,600
10049100	GENERAL INSURANCE/CLAIMS					
592010	Property & Liability Insurance			\$410,000		\$410,000
592020	Small Claims			\$65,000		\$65,000
592030	W/C Small Claims			\$86,000		\$86,000
	TOTAL			\$561,000		\$561,000
10049200	COMMUNITY PROGRAMS					
593010	Boys & Girls Club			\$20,000		\$20,000
593020	Transit System			\$193,000		\$193,000
593040	Pee Dee Chapter Red Cross			\$10,000		\$10,000
593050	Keep Florence Beautiful			\$5,000		\$5,000
593060	PDCAP Boxing Program			\$10,000		\$10,000
593070	Weed & Seed Program			\$50,000		\$50,000
	TOTAL			\$288,000		\$288,000
10049300	NON DEPARTMENTAL					
531010	Legal Services			\$75,000		\$75,000
594007	Neighborhood Redevelopment			\$1,052,300		\$1,052,300
594015	City Center Expenses			\$350,000		\$350,000
594018	Dargan St. Incubator			\$150,000		\$150,000
594019	Farmers Market Expenses			\$10,500		\$10,500
594020	Contingency Fund			\$100,000		\$100,000
594025	Bank Charges			\$35,000		\$35,000
594027	Credit Card Fees			\$26,500		\$26,500
594030	Street Lighting			\$795,000		\$795,000
594035	Fire District Tax Reimbursemnt			\$40,000		\$40,000
594060	IT Support Services			\$238,000		\$238,000
594070	Management System Software			\$40,000		\$40,000
594075	Health Services			\$29,000		\$29,000
594077	Public Information Services			\$21,600		\$21,600
594080	Special Projects			\$45,000		\$45,000
594130	IT Upgrade			\$45,000		\$45,000
598040	Downtown Promotions			\$40,000		\$40,000
	TOTAL			\$3,092,900		\$3,092,900
TOTAL	GENERAL FUND	382	\$22,802,420	\$10,255,400	\$1,382,180	\$34,440,000

10041000 City Council

FY 2017-2018

Personal Services

511100	Regular Salaries & Wages	\$113,440	
522100	SCRS Retirement	\$13,200	
522200	PORS Retirement	\$2,570	
523000	Employer Paid Insurance	\$78,240	
524000	Workers' Compensation	\$7,800	
525000	FICA	\$7,060	
		<u> </u>	\$222,310

Operating Expenditures

531000	Professional Services	\$25,000	
532010	Telephone & Related Services	\$5,500	
550100	Printing	\$1,000	
550210	Office Supplies	\$1,500	
550299	Other Supplies & Equipment	\$5,500	
550300	Postage	\$100	
561010	Membership & Dues	\$19,500	
561030	Travel & Lodging	\$25,000	
		<u> </u>	\$83,100
	Total		<u>\$305,410</u>

Part-Time Personnel

1	Mayor
6	Council Member
<u>7</u>	<u>Total Part-time Employees</u>

10041100 Legal Services

FY 2017-2018

Personal Services

511100	Regular Salaries & Wages	\$60,500	
511200	Part-Time Salaries & Wages	\$12,080	
522100	SCRS Retirement	\$8,430	
523000	Employer Paid Insurance	\$11,930	
524000	Workers' Compensation	\$900	
525000	FICA	\$5,230	
		<u> </u>	\$99,070

Operating Expenditures

531000	Professional Services	\$2,600	
550100	Printing	\$350	
550210	Office Supplies	\$300	
550300	Postage	\$300	
561010	Membership & Dues	\$450	
561020	Conference & Training	\$300	
		<u> </u>	\$4,300
	Total		<u> </u> \$103,370

Personnel

- 1 Prosecuting Attorney
- 1 Total Full-time Employees

Part-Time Personnel

- 1 PT Office Assistant
- 1 Total Part-time Employees

10041200 City Court

FY 2017-2018

Personal Services

511100	Regular Salaries & Wages	\$261,900
511200	Part-Time Salaries & Wages	\$126,260
511300	Overtime Salaries & Wages	\$5,800
522100	SCRS Retirement	\$50,310
522200	PORS Retirement	\$4,130
523000	Employer Paid Insurance	\$65,910
524000	Workers' Compensation	\$11,160
525000	FICA	\$28,570

\$554,040

Operating Expenditures

531000	Professional Services	\$7,500
532010	Telephone & Related Services	\$2,500
533900	Other Maint/Service Contracts	\$8,000
537000	Vehicle Repair & Maintenance	\$1,000
538900	Other Maintenance & Repairs	\$500
550100	Printing	\$500
550210	Office Supplies	\$4,000
550299	Other Supplies & Equipment	\$3,000
550300	Postage	\$3,200
550400	Vehicle Fuel & Oil	\$2,600
561010	Membership & Dues	\$1,200
561020	Conference & Training	\$5,300
561030	Travel & Lodging	\$7,000
571010	Jury Vouchers	\$5,000

\$51,300

Total

\$605,340

Personnel

- 1 Admin Court Judge
- 1 Court Administrator
- 1 Clerk Of Court
- 3 Office Assistant III

- 6 Total Full-time Employees

Part-Time Personnel

- 3 PT Municipal Judge
- 1 PT Office Assistant II
- 2 PT Associate Judge

- 6 Total Part-time Employees

10041300 City Manager

FY 2017-2018

Personal Services

511100	Regular Salaries & Wages	\$295,940	
511300	Overtime Salaries & Wages	\$2,400	
522100	SCRS Retirement	\$40,460	
523000	Employer Paid Insurance	\$36,560	
524000	Workers' Compensation	\$6,750	
525000	FICA	\$22,240	
		<u>\$22,240</u>	\$404,350

Operating Expenditures

531000	Professional Services	\$2,000	
532010	Telephone & Related Services	\$9,000	
533900	Other Maint/Service Contracts	\$1,900	
537000	Vehicle Repair & Maintenance	\$500	
550100	Printing	\$1,000	
550210	Office Supplies	\$2,500	
550299	Other Supplies & Equipment	\$1,500	
550300	Postage	\$500	
550400	Vehicle Fuel & Oil	\$200	
560050	Car Allowance	\$6,000	
560060	Lease Payments	\$4,200	
561010	Membership & Dues	\$2,000	
561020	Conference & Training	\$1,000	
561030	Travel & Lodging	\$3,000	
		<u>\$35,300</u>	\$35,300
	Total		\$439,650

Personnel

- 1 Downtown Development Manager
 - 1 CMO Administrator
 - 1 Administrative Coordinator
 - 1 Municipal Clerk
 - 1 Office Assistant III
-
- 5 Total Full-time Employees

10041501 Finance & Accounting

FY 2017-2018

Personal Services

511100	Regular Salaries & Wages	\$568,050	
522100	SCRS Retirement	\$77,040	
523000	Employer Paid Insurance	\$68,760	
524000	Workers' Compensation	\$11,160	
525000	FICA	\$42,030	
			<u>\$767,040</u>

Operating Expenditures

531000	Professional Services	\$1,000	
531030	Tax Billing & Collections	\$57,000	
532010	Telephone & Related Services	\$4,500	
532020	Cable & Related Services	\$3,500	
532030	Public Notices	\$1,000	
533900	Other Maint/Service Contracts	\$10,500	
537000	Vehicle Repair & Maintenance	\$200	
538900	Other Maintenance & Repairs	\$200	
550100	Printing	\$6,000	
550210	Office Supplies	\$9,000	
550299	Other Supplies & Equipment	\$300	
550300	Postage	\$11,000	
550400	Vehicle Fuel & Oil	\$300	
561010	Membership & Dues	\$2,500	
561020	Conference & Training	\$2,200	
561030	Travel & Lodging	\$4,000	
			<u>\$113,200</u>
	Total		\$880,240

Personnel

- 1 Finance Director
- 1 Controller
- 1 Enterprise Res System Mgmt Spec
- 1 Grants Coordinator
- 1 Purchasing Agent
- 1 Finance Administrator
- 2 Accounts Payable Specialist
- 1 Payroll Specialist

- 9 Total Full-time Employees

10041600 Human Resources

FY 2017-2018

Personal Services

511100	Regular Salaries & Wages	\$342,490	
522100	SCRS Retirement	\$46,450	
523000	Employer Paid Insurance	\$35,710	
524000	Workers' Compensation	\$6,750	
525000	FICA	\$25,610	
		<u>\$25,610</u>	\$457,010

Operating Expenditures

531000	Professional Services	\$23,000	
531100	Psychological Evaluations	\$5,000	
531120	Insurance Administrative Fee	\$23,000	
532010	Telephone & Related Services	\$3,000	
532030	Public Notices	\$20,000	
533900	Other Maint/Service Contracts	\$8,000	
537000	Vehicle Repair & Maintenance	\$1,000	
550100	Printing	\$3,000	
550210	Office Supplies	\$5,000	
550300	Postage	\$2,500	
550400	Vehicle Fuel & Oil	\$1,000	
560010	Medical Expenses	\$33,000	
561010	Membership & Dues	\$1,500	
561020	Conference & Training	\$2,500	
561030	Travel & Lodging	\$2,500	
		<u>\$2,500</u>	\$134,000
	Total		\$591,010

Personnel

- 1 General Services Director
- 1 Human Resources Manager
- 1 Employee Relations Coord
- 1 HR Generalist
- 1 Administrative Coordinator
- 1 Office Assistant I

- 6 Total Full-time Employees

10041900 Community Services

FY 2017-2018

Personal Services

511100	Regular Salaries & Wages	\$225,030	
511200	Part-Time Salaries & Wages	\$24,200	
522100	SCRS Retirement	\$32,170	
523000	Employer Paid Insurance	\$45,360	
524000	Workers' Compensation	\$8,910	
525000	FICA	\$18,440	
		<u>\$18,440</u>	\$354,110

Operating Expenditures

531000	Professional Services	\$4,500	
532010	Telephone & Related Services	\$5,500	
532030	Public Notices	\$2,000	
533900	Other Maint/Service Contracts	\$100	
537000	Vehicle Repair & Maintenance	\$1,300	
550100	Printing	\$700	
550210	Office Supplies	\$1,000	
550299	Other Supplies & Equipment	\$1,500	
550300	Postage	\$450	
550400	Vehicle Fuel & Oil	\$4,300	
560020	Uniforms & Clothing	\$800	
561010	Membership & Dues	\$2,500	
561020	Conference & Training	\$1,500	
561030	Travel & Lodging	\$1,500	
		<u>\$1,500</u>	\$27,650
	Total		\$381,760

Personnel

- 1 Community Services Manager
- 1 CD Specialist
- 1 Construction Inspector
- 2 Housekeeping Custodian
- 1 Construction Manager

- 6 Total Full-time Employees

Part-Time Personnel

- 2 PT Maintenance Worker

- 2 Total Part-time Employees

10042100 Police

FY 2017-2018

Personal Services

511100	Regular Salaries & Wages	\$5,362,040
511200	Part-Time Salaries & Wages	\$152,620
511300	Overtime Salaries & Wages	\$140,000
522100	SCRS Retirement	\$101,130
522200	PORS Retirement	\$790,880
523000	Employer Paid Insurance	\$1,026,350
524000	Workers' Compensation	\$176,580
525000	FICA	\$414,510

\$8,164,110**Operating Expenditures**

531000	Professional Services	\$21,400
532010	Telephone & Related Services	\$71,100
532020	Cable & Related Services	\$5,500
533040	Palmer Inmate Services	\$3,500
533900	Other Maint/Service Contracts	\$43,200
534070	Building Maintenance	\$2,000
535010	City Services	\$5,500
535020	Electricity	\$20,000
537000	Vehicle Repair & Maintenance	\$90,000
538020	Radio Maintenance & Repairs	\$5,000
538900	Other Maintenance & Repairs	\$7,000
550100	Printing	\$7,650
550299	Other Supplies & Equipment	\$65,700
550300	Postage	\$5,200
550400	Vehicle Fuel & Oil	\$230,000
560010	Medical Expenses	\$500
560020	Uniforms & Clothing	\$77,000
560060	Lease Payments	\$24,000
561010	Membership & Dues	\$2,250
561020	Conference & Training	\$24,700
561030	Travel & Lodging	\$5,500
572011	Adult Housing	\$230,000
572013	Juvenile Housing	\$20,000
572020	PAL Expenses	\$5,000
572030	Rewards	\$500
895000	Police Grant Expenditures	\$12,000

\$984,200

Capital Outlay

580030	Office Equipment	\$2,000	
580040	Auto Equipment	\$44,000	
580045	Leased Auto Equipment	\$231,900	
580050	Facility Improvements	\$4,500	
580060	Other Equipment	\$14,680	
580070	Data Processing Equipment	\$2,100	
			<u>\$299,180</u>
	Total		\$9,447,490

Police

Personnel		Capital	
1	Zoning Codes Inspector	Replacement of 3 five-drawer file cabinets	\$2,000
2	Codes Enf Officer	School Resource Officer Replacement SUV	\$44,000
1	Police Chief	30 Police Vehicles - Payment 3 of 4	\$220,900
1	Police Major	1 Crime Scene Vehicle - Payment 1 of 4	\$11,000
2	Police Captain	Athens Steet HQ Improvements	\$4,500
9	Police Lieutenant	Replacement Radar Units	\$4,780
1	Pol Sgt Polygraph Examiner	Video Recording Equipment	\$4,000
16	Police Sergeant	Crime Scene Blocking Screens	\$900
1	Administrative Coordinator	Personal Protective Equipment	\$1,500
1	Accreditation Coordinator	Walk-Through Metal Detector	\$3,500
16	Police Corporal	Replacement Desktop Computer	\$2,100
16	Police Lance Corporal		<u>\$299,180</u>
44	Police Officer		
1	Telecom Data Supv/Analyst		
10	Telecomm Data Specialist		
11	Class III Police Officer		
1	Community Relations Commander		
1	Evidence Custodian		
1	Victim Advocate Police Ofr		
1	Codes Enf Coordinator		
<u>137</u>	<u>Total Full-time Employees</u>		
Part-Time Personnel			
2	PT Office Assistant		
1	PT PAL Coordinator		
<u>16</u>	<u>School Crossing Guards</u>		
19	Total Part-time Employees		

10042200 Fire

FY 2017-2018

Personal Services

511100	Regular Salaries & Wages	\$3,334,400	
511300	Overtime Salaries & Wages	\$238,000	
522100	SCRS Retirement	\$10,000	
522200	PORS Retirement	\$568,830	
523000	Employer Paid Insurance	\$673,690	
524000	Workers' Compensation	\$96,010	
525000	FICA	\$254,450	
		<hr/>	\$5,175,380

Operating Expenditures

531000	Professional Services	\$5,500	
532010	Telephone & Related Services	\$33,500	
533900	Other Maint/Service Contracts	\$28,000	
534070	Building Maintenance	\$20,000	
535010	City Services	\$17,000	
535020	Electricity	\$45,000	
535030	Fuel Oil	\$20,000	
537000	Vehicle Repair & Maintenance	\$50,000	
538020	Radio Maintenance & Repairs	\$6,500	
538900	Other Maintenance & Repairs	\$17,500	
550100	Printing	\$1,000	
550220	Janitorial/Sanitary Supplies	\$13,000	
550280	Personal Protective Equipment	\$36,000	
550299	Other Supplies & Equipment	\$38,000	
550300	Postage	\$150	
550400	Vehicle Fuel & Oil	\$50,000	
560020	Uniforms & Clothing	\$35,000	
560060	Lease Payments	\$14,000	
561010	Membership & Dues	\$1,000	
561020	Conference & Training	\$18,000	
573010	Fire Prevention	\$9,000	
573020	Risk Management	\$6,500	
		<hr/>	\$464,650

Capital Outlay

580010	Building & Fixed Equipment	\$20,000	
580020	Office Furniture	\$5,000	
580045	Leased Auto Equipment	\$200,000	
580060	Other Equipment	\$65,000	
		<hr/>	\$290,000
	Total		\$5,930,030

Fire

Personnel	Capital	
1 Fire Chief	Station 1 Dorm Room Floor Repair	\$10,000
1 Deputy Chief	2 Replacement Fire Station HVAC Units	\$10,000
3 Battalion Fire Chief	Furniture Replacement	\$5,000
1 Training Specialist	2 Pumpers & Rescue Truck - Payment 1 of 7	\$200,000
1 Fire Marshal	SCBA Replacement - Payment 3 of 7	\$65,000
2 Fire Inspector		<u>\$290,000</u>
18 Fire Captain		
1 Risk Mgmt Specialist		
24 FF/Driver		
30 Firefighter		
1 Office Assistant II		
1 Logistics Specialist		
1 Assistant Chief		
1 Fire Training Coordinator		
<u>86</u> Total Full-time Employees		

10043020 Beautification & Facilities

FY 2017-2018

Personal Services

511100	Regular Salaries & Wages	\$1,498,410
511200	Part-Time Salaries & Wages	\$26,670
511300	Overtime Salaries & Wages	\$15,000
522100	SCRS Retirement	\$209,250
523000	Employer Paid Insurance	\$343,630
524000	Workers' Compensation	\$40,190
525000	FICA	\$112,820
		<hr/>
		\$2,245,970

Operating Expenditures

531000	Professional Services	\$50,000
532010	Telephone & Related Services	\$6,000
533000	Maintenance/Service Contracts	\$3,000
533010	Security System Services	\$500
533030	Pest Extermination/Control	\$1,000
533040	Palmer Inmate Services	\$30,000
534000	Facility Maintenance	\$2,000
534070	Building Maintenance	\$3,000
534110	Trail Maintenance & Supplies	\$2,000
534130	Animal Shelter Maintenance	\$6,000
534140	Gateway/Mini-Park Maintenance	\$3,000
534150	Lighting Expense & Maintenance	\$3,500
535010	City Services	\$15,000
535020	Electricity	\$32,000
535030	Fuel Oil	\$500
537000	Vehicle Repair & Maintenance	\$30,000
538000	Machine & Equip Maint/Repairs	\$35,000
538020	Radio Maintenance & Repairs	\$2,000
550100	Printing	\$1,000
550210	Office Supplies	\$4,000
550220	Janitorial/Sanitary Supplies	\$14,000
550230	Chemicals	\$3,000
550270	Safety Supplies	\$4,000
550299	Other Supplies & Equipment	\$35,000
550300	Postage	\$100
550400	Vehicle Fuel & Oil	\$70,000
550530	Paving Materials & Supplies	\$10,000
550540	Irrigation Parts & Supplies	\$4,000
550550	Turf & Landscape Supplies	\$20,000
550560	Sign Shop Supplies	\$8,000

Operating Expenditures

560010	Medical Expenses	\$35,000	
560020	Uniforms & Clothing	\$24,000	
561010	Membership & Dues	\$500	
561020	Conference & Training	\$1,000	
574010	Tree Beautification	\$5,000	
575010	Cheves/Irby Parking Deck Exp	\$63,000	
		<u> </u>	\$526,100

Capital Outlay

580060	Other Equipment	\$53,000	
		<u> </u>	\$53,000
	Total		\$2,825,070

Beautification & Facilities

Personnel	Capital	
1 Public Works Manager	New Tractor & Boom Flail Mower	\$50,000
1 Parks Supervisor	Trailer # 354 Replacement	\$3,000
1 Arborist/Beaut Supervisor		<u> </u>
1 Tree Crew Team Leader		\$53,000
2 Heavy Equipment Operator		
8 Team Leader		
1 Tree Trimmer Aide		
1 Sign Fabricator II		
2 Special Construct Equip Oper		
12 Maintenance Worker		
1 Sign Fabricator I		
1 Fac Maint Coord		
1 Animal Shelter Supervisor		
1 Clinical Technician		
4 Special Equipment Oper		
2 Animal Control Worker I		
1 Office Assistant II		
1 Beaut & Fac Coord		
1 Turf/Landscape Supr		
1 Team Leader/Equip Opr		
7 Parks Groundskeeper		
<u>51</u> Total Full-time Employees		
Part-Time Personnel		
<u>2</u> PT Maint Worker/Animal Shelter		
2 Total Part-time Employees		

10043022 Sanitation

FY 2017-2018

Personal Services

511100	Regular Salaries & Wages	\$769,890	
511300	Overtime Salaries & Wages	\$20,000	
522100	SCRS Retirement	\$107,250	
523000	Employer Paid Insurance	\$185,950	
524000	Workers' Compensation	\$30,160	
525000	FICA	\$57,780	
		<u>\$57,780</u>	\$1,171,030

Operating Expenditures

531000	Professional Services	\$200	
532010	Telephone & Related Services	\$1,600	
532030	Public Notices	\$6,000	
533900	Other Maint/Service Contracts	\$5,000	
536000	Landfill Services	\$1,475,000	
537000	Vehicle Repair & Maintenance	\$190,000	
538020	Radio Maintenance & Repairs	\$2,500	
538900	Other Maintenance & Repairs	\$90,000	
550100	Printing	\$200	
550210	Office Supplies	\$200	
550240	Composting Supplies	\$500	
550270	Safety Supplies	\$2,000	
550299	Other Supplies & Equipment	\$10,000	
550300	Postage	\$100	
550400	Vehicle Fuel & Oil	\$180,000	
560020	Uniforms & Clothing	\$18,000	
561010	Membership & Dues	\$100	
561020	Conference & Training	\$100	
		<u>\$100</u>	\$1,981,500

Capital Outlay

580045	Leased Auto Equipment	\$393,500	
		<u>\$393,500</u>	\$393,500
	Total		\$3,546,030

Sanitation

Personnel	Capital	
1 Sanitation Coordinator	Knuckleboom Loader # 435 Payment 5 of 6	\$40,000
15 Sanit Heavy Equip Opr	Res. Sanitation Truck # 417 Payment 5 of 6	\$35,000
2 Recycling Handler	Res. Sanitation Truck # 418 Payment 5 of 6	\$35,000
7 Sanitation Worker	Com. Sanitation Truck # 404 Payment 4 of 6	\$41,000
1 Sanit/Recycling Wkr	Com. Sanitation Truck # 408 Payment 4 of 6	\$41,500
<u>26 Total Full-time Employees</u>	Res. Sanitation Truck # 415 Payment 2 of 6	\$45,000
	Res. Sanitation Truck # 440 Payment 2 of 6	\$37,000
	Res. Sanitation Truck # 441 Payment 2 of 6	\$37,000
	Res. Sanitation Truck # 405 Payment 1 of 6	\$42,000
	Res. Sanitation Truck # 414 Payment 1 of 6	\$40,000
		<u>\$393,500</u>

10043023 Equipment Maintenance

FY 2017-2018

Personal Services

511100	Regular Salaries & Wages	\$303,290	
511300	Overtime Salaries & Wages	\$4,000	
522100	SCRS Retirement	\$41,670	
523000	Employer Paid Insurance	\$52,670	
524000	Workers' Compensation	\$7,800	
525000	FICA	\$22,860	
		<u>\$22,860</u>	\$432,290

Operating Expenditures

531110	Other Professional Services	\$1,400	
532010	Telephone & Related Services	\$300	
533900	Other Maint/Service Contracts	\$3,500	
535030	Fuel Oil	\$4,600	
537000	Vehicle Repair & Maintenance	\$3,000	
538020	Radio Maintenance & Repairs	\$300	
538900	Other Maintenance & Repairs	\$800	
550210	Office Supplies	\$100	
550220	Janitorial/Sanitary Supplies	\$200	
550270	Safety Supplies	\$100	
550299	Other Supplies & Equipment	\$5,000	
550400	Vehicle Fuel & Oil	\$5,000	
560020	Uniforms & Clothing	\$5,000	
561020	Conference & Training	\$300	
		<u>\$300</u>	\$29,600
	Total		\$461,890

Personnel

- 1 Equip Maint Div Manager
 - 1 Diesel Mechanic
 - 4 Automotive Mechanic II
 - 1 Automotive Mechanic I
-
- 7 Total Full-time Employees

10043024 Recreation Programs

FY 2017-2018

Personal Services

511100	Regular Salaries & Wages	\$599,580
511200	Part-Time Salaries & Wages	\$100,000
511300	Overtime Salaries & Wages	\$5,000
522100	SCRS Retirement	\$82,050
523000	Employer Paid Insurance	\$116,980
524000	Workers' Compensation	\$41,310
525000	FICA	\$52,400

\$997,320

Operating Expenditures

531000	Professional Services	\$1,200
531070	Contracted Instructors	\$8,000
532010	Telephone & Related Services	\$11,000
532020	Cable & Related Services	\$3,000
533010	Security System Services	\$2,000
533030	Pest Extermination/Control	\$5,000
533040	Palmer Inmate Services	\$500
533900	Other Maint/Service Contracts	\$5,000
534050	Barnes St Facility Maintenance	\$2,000
534070	Building Maintenance	\$1,700
534080	Levy Park Senior Center Maint	\$2,000
534090	Maple Park Maintenance	\$3,000
534100	Northwest Park Maintenance	\$2,000
534110	Trails Maintenance & Supplies	\$1,000
534120	Levy Park Youth Center Maint	\$2,000
534900	Other Facility Maintenance	\$11,000
535010	City Services	\$21,000
535020	Electricity	\$80,000
537000	Vehicle Repair & Maintenance	\$11,000
538020	Radio Maintenance & Repairs	\$500
538900	Other Maintenance & Repairs	\$2,500
550100	Printing	\$3,000
550210	Office Supplies	\$3,500
550220	Janitorial/Sanitary Supplies	\$7,000
550270	Safety Supplies	\$500
550299	Other Supplies & Equipment	\$20,000
550300	Postage	\$500
550400	Vehicle Fuel & Oil	\$28,000

Operating Expenditures

550540	Irrigation Parts & Supplies	\$500	
550550	Turf & Landscape Supplies	\$2,000	
560020	Uniforms & Clothing	\$7,000	
561010	Membership & Dues	\$1,700	
561020	Conference & Training	\$2,500	
561030	Travel & Lodging	\$3,500	
574010	Tree Beautification	\$3,000	
574020	Concession Supplies	\$3,500	
574030	Tournament Expenditures	\$2,000	
574050	B & G Club Utilities	\$21,000	
574070	Program Expenses	\$12,000	
890000	Miscellaneous Grants	\$20,000	
		<u> </u>	\$316,600

Capital Outlay

580040	Auto Equipment	\$64,000	
		<u> </u>	\$64,000
	Total		<u> </u>
			\$1,377,920

Recreation Programs

Personnel		Capital	
1	Public Works Director	Replacement Bus # 926	<u> </u> \$64,000
1	Recreation Div Manager		\$64,000
1	Program Coordinator		
1	Special Program Coordinator		
1	Community Center Coordinator		
3	Program Specialist		
6	Activity Instructor		
1	Parks Groundskeeper		
1	Office Assistant III		
1	Activity Coordinator		
<u>17</u>	Total Full-time Employees		
Part-Time Personnel			
<u>17</u>	Temp Seasonal Workers		
17	Total Part-time Employees		

10043025 Athletic Programs

FY 2017-2018

Personal Services

511100	Regular Salaries & Wages	\$537,870	
511200	Part-Time Salaries & Wages	\$175,000	
511300	Overtime Salaries & Wages	\$5,000	
522100	SCRS Retirement	\$73,780	
523000	Employer Paid Insurance	\$118,380	
524000	Workers' Compensation	\$69,220	
525000	FICA	\$50,420	
			<hr/>
			\$1,029,670

Operating Expenditures

531000	Professional Services	\$4,000
532010	Telephone & Related Services	\$7,000
532020	Cable & Related Services	\$3,700
533000	Maintenance/Service Contracts	\$20,000
533010	Security System Services	\$3,000
533030	Pest Extermination/Control	\$6,000
533040	Palmer Inmate Services	\$20,000
534010	Athletic Facility Maintenance	\$8,000
534020	Gymnastics Facility Maint	\$3,800
534030	Tennis Facility Maintenance	\$7,500
534040	FF Facility Maintenance	\$9,000
534070	Building Maintenance	\$2,000
535010	City Services	\$62,000
535020	Electricity	\$165,000
537000	Vehicle Repair & Maintenance	\$6,000
538020	Radio Maintenance & Repairs	\$1,000
538900	Other Maintenance & Repairs	\$6,000
550100	Printing	\$500
550210	Office Supplies	\$1,000
550220	Janitorial/Sanitary Supplies	\$12,000
550270	Safety Supplies	\$500
550299	Other Supplies & Equipment	\$3,500
550300	Postage	\$200
550400	Vehicle Fuel & Oil	\$8,000
550540	Irrigation Parts & Supplies	\$8,000
550550	Turf & Landscape Supplies	\$12,000
560020	Uniforms & Clothing	\$12,000
560070	Marketing & Promotions	\$155,000

Operating Expenditures

561010	Membership & Dues	\$2,000	
561020	Conference & Training	\$2,500	
561030	Travel & Lodging	\$2,000	
574010	Tree Beautification	\$3,000	
574020	Concession Supplies	\$30,000	
574030	Tournament Expenditures	\$5,000	
574040	Pro Shop Supplies	\$14,000	
574060	Stadium Commission	\$8,100	
574080	Athletic Expenses	\$4,000	
574090	Gymnastics Expense	\$8,000	
574100	Tennis Center Expenses	\$15,000	
574140	Freedom Florence Expenses	\$12,000	
574150	Gymnasium Expenses	\$5,000	
574160	Soccer Expenses	\$2,000	
		<u>\$2,000</u>	\$659,300

Capital Outlay

580050	Facility Improvements	\$91,700	
580060	Other Equipment	\$180,800	
		<u>\$180,800</u>	\$272,500
	Total		\$1,961,470

Athletic Programs

Personnel	Capital	
1 Athletic Director	Timrod Park Courts Resurfacing	\$20,000
5 Parks Groundskeeper	FTC Canopied Seating	\$58,000
1 Asst Gymnastics Coord	Freedom Florence Canopies Replacement	\$13,700
1 Concessions Supervisor	New Tractor - Freedom Florence	\$24,000
1 Gymnastics Coordinator	Replacement Mower # 953	\$20,000
1 Head Tennis Professional	Gymnastics Equipment Replacement	\$28,300
1 Director of Tennis	Skatepark Repair & Deck Replacement	\$76,000
2 Athletics Specialist	New Tractor - Soccer Complex	\$25,000
1 Complex Coord	Soccer Complex Grounds Equipment	\$1,500
1 Team Leader	Gymnasium Floor Scrubber	\$6,000
<u>15 Total Full-time Employees</u>		<u>\$272,500</u>

Part-Time Personnel

<u>102 Temp Seasonal Worker</u>
102 Total Part-time Employees

10046300 Planning Research & Dev

FY 2017-2018

Personal Services

511100	Regular Salaries & Wages	\$261,660	
511200	Part-Time Salaries & Wages	\$15,000	
522100	SCRS Retirement	\$35,470	
523000	Employer Paid Insurance	\$30,580	
524000	Workers' Compensation	\$4,640	
525000	FICA	\$19,850	
		<u>\$19,850</u>	\$367,200

Operating Expenditures

531000	Professional Services	\$31,000	
532010	Telephone & Related Services	\$2,900	
532030	Public Notices	\$6,500	
533900	Other Maint/Service Contracts	\$4,500	
537000	Vehicle Repair & Maintenance	\$1,000	
550100	Printing	\$2,000	
550210	Office Supplies	\$5,000	
550299	Other Supplies & Equipment	\$2,000	
550300	Postage	\$1,500	
550400	Vehicle Fuel & Oil	\$1,000	
560020	Uniforms & Clothing	\$100	
561010	Membership & Dues	\$4,700	
561020	Conference & Training	\$2,700	
561030	Travel & Lodging	\$2,000	
		<u>\$2,000</u>	\$66,900
	Total		\$434,100

Personnel

- 1 Planning Manager
- 1 Planner II
- 1 Office Assistant III
- 1 Development Mgr
- 1 Planner I

- 5 Total Full-time Employees

Part-Time Personnel

- 1 PT Planner

- 1 Total Part-time Employees

10046400 Building Inspections & Permits

FY 2017-2018

Personal Services

511100	Regular Salaries & Wages	\$234,750	
511300	Overtime Salaries & Wages	\$10,000	
522100	SCRS Retirement	\$39,740	
523000	Employer Paid Insurance	\$49,550	
524000	Workers' Compensation	\$8,910	
525000	FICA	\$18,570	
		<u> </u>	\$361,520

Operating Expenditures

531000	Professional Services	\$60,000	
532010	Telephone & Related Services	\$9,600	
533900	Other Maint/Service Contracts	\$7,500	
537000	Vehicle Repair & Maintenance	\$5,000	
550100	Printing	\$8,000	
550299	Other Supplies & Equipment	\$7,500	
550300	Postage	\$2,000	
550400	Vehicle Fuel & Oil	\$12,000	
560020	Uniforms & Clothing	\$1,600	
561010	Membership & Dues	\$2,000	
561020	Conference & Training	\$4,000	
		<u> </u>	\$119,200

Capital Outlay

580060	Other Equipment	\$10,000	
		<u> </u>	\$10,000
	Total		<u> </u> \$490,720

Personnel

Capital

1 Building Official	3 Field Inspection Computers	<u> </u>	\$10,000
1 Building Plans Exam			\$10,000
2 Building Inspector			
1 Permit Technician			
<u> </u>			
5 Total Full-time Employees			

FY 2017-2018

10049000 Other Employee Benefits

591010	Employee Relations	\$35,000
591020	Unemployment Compensation	\$10,000
591030	OPEB Expense	\$671,600
	Total	\$716,600

10049100 General Insurance/Claims

592010	Property & Liability Insurance	\$410,000
592020	Small Claims	\$65,000
592030	W/C Small Claims	\$86,000
	Total	\$561,000

10049200 Community Programs

593010	Boys & Girls Club	\$20,000
593020	Transit System	\$193,000
593040	Pee Dee Chapter Red Cross	\$10,000
593050	Keep Florence Beautiful	\$5,000
593060	PDCAP Boxing Program	\$10,000
593070	Weed & Seed Program	\$50,000
	Total	\$288,000

10049300 Non Departmental

531010	Legal Services	\$75,000
594007	Neighborhood Redevelopment	\$1,052,300
594015	City Center Operations	\$350,000
594018	Dargan St. Incubator	\$150,000
594019	Farmers Market Expenses	\$10,500
594020	Contingency Fund	\$100,000
594025	Bank Charges	\$35,000
594027	Credit Card Fees	\$26,500
594030	Street Lighting	\$795,000
594035	Fire District Tax Reimbursemnt	\$40,000
594060	IT Support Services	\$238,000
594070	Management System Software	\$40,000
594075	Health Services	\$29,000
594077	Public Information Services	\$21,600
594080	Special Projects	\$45,000
594130	IT Upgrade	\$45,000
598040	Downtown Promotions	\$40,000
	Total	\$3,092,900

City of Florence, South Carolina
Total Of Each Activity Account/Operating Expenditure

		Approved Budget FY 2015-16	Approved Budget FY 2016-17	Approved Budget FY 2017-18
GENERAL FUND				
511100	Regular Salaries & Wages	\$14,584,010	\$14,355,950	\$14,769,240
511200	Part-Time Salaries & Wages	\$600,480	\$639,730	\$631,830
511300	Overtime Salaries & Wages	\$315,250	\$428,800	\$445,200
522100	SCRS Retirement	\$689,090	\$710,200	\$968,400
522200	PORS Retirement	\$1,200,250	\$1,195,330	\$1,366,410
523000	Employer Paid Insurance	\$2,620,750	\$2,722,610	\$2,940,250
524000	Workers' Compensation	\$576,590	\$493,760	\$528,250
525000	FICA	\$1,134,680	\$1,129,320	\$1,152,840
531000	Professional Services	\$141,700	\$183,700	\$238,900
531010	Legal Services	\$70,000	\$75,000	\$75,000
531030	Tax Billing & Collections	\$53,800	\$59,000	\$57,000
531070	Contracted Instructors	\$6,000	\$6,000	\$8,000
531100	Psychological Evaluations	\$5,000	\$5,000	\$5,000
531110	Other Professional Services	\$500	\$200	\$1,400
531120	Insurance Administrative Fee	\$21,000	\$23,000	\$23,000
532010	Telephone & Related Services	\$147,300	\$162,900	\$173,000
532020	Cable & Related Services	\$8,400	\$11,500	\$15,700
532030	Public Notices	\$28,850	\$33,850	\$35,500
533000	Maintenance/Service Contracts	\$19,000	\$21,000	\$23,000
533010	Security System Service	\$5,500	\$5,500	\$5,500
533030	Pest Extermination/Control	\$8,500	\$9,500	\$12,000
533040	Palmer Inmate Services	\$52,100	\$52,000	\$54,000
533900	Other Maint/Service Contracts	\$135,500	\$162,400	\$125,200
534000	Facility Maintenance	\$1,000	\$2,000	\$2,000
534010	Athletic Facility Maintenance	\$8,000	\$8,000	\$8,000
534020	Gymnastics Facility Maint	\$2,000	\$2,000	\$3,800
534030	Tennis Facility Maintenance	\$7,000	\$7,500	\$7,500
534040	FF Facility Maintenance	\$8,000	\$9,600	\$9,000
534050	Barnes St Facility Maintenance	\$4,000	\$4,000	\$2,000
534070	Building Maintenance	\$36,500	\$34,500	\$28,700
534080	Levy Park Senior Center Maint	\$2,000	\$2,000	\$2,000
534090	Maple Park Maintenance	\$2,000	\$2,000	\$3,000
534100	Northwest Park Maintenance	\$2,000	\$2,000	\$2,000
534110	Trails Maintenance & Supplies	\$1,500	\$2,500	\$3,000
534120	Levy Park Youth Center Maint	\$2,000	\$2,000	\$2,000
534130	Animal Shelter Maintenance	\$5,000	\$5,000	\$6,000
534140	Gateway/Mini-Park Maintenance	\$1,500	\$1,500	\$3,000

City of Florence, South Carolina
Total Of Each Activity Account/Operating Expenditure

	Approved Budget FY 2015-16	Approved Budget FY 2016-17	Approved Budget FY 2017-18
534150 Lighting Expense & Maintenance	\$2,000	\$2,000	\$3,500
534900 Other Facility Maintenance	\$5,000	\$9,000	\$11,000
535010 City Services	\$99,500	\$113,500	\$120,500
535020 Electricity	\$306,000	\$304,000	\$342,000
535030 Fuel Oil	\$25,500	\$25,500	\$25,100
536000 Landfill Services	\$1,350,000	\$1,400,000	\$1,475,000
537000 Vehicle Repair & Maintenance	\$280,400	\$384,900	\$390,000
538000 Machine & Equip Maint/Repairs	\$35,000	\$35,000	\$35,000
538020 Radio Maintenance & Repairs	\$15,000	\$14,800	\$17,800
538900 Other Maintenance & Repairs	\$104,200	\$124,700	\$124,500
550100 Printing	\$26,500	\$28,900	\$35,900
550210 Office Supplies	\$39,300	\$37,100	\$37,100
550220 Janitorial/Sanitary Supplies	\$41,200	\$43,200	\$46,200
550230 Chemicals	\$4,000	\$4,000	\$3,000
550240 Composting Supplies	\$500	\$500	\$500
550270 Safety Supplies	\$4,800	\$5,800	\$7,100
550280 Personal Protective Equipment	\$36,000	\$36,000	\$36,000
550299 Other Supplies & Equipment	\$170,200	\$187,000	\$198,500
550300 Postage	\$26,750	\$26,100	\$27,800
550400 Vehicle Fuel & Oil	\$788,950	\$690,050	\$592,400
550530 Paving Materials & Supplies	\$9,000	\$10,000	\$10,000
550540 Irrigation Parts & Supplies	\$11,000	\$11,000	\$12,500
550550 Turf & Landscape Supplies	\$19,000	\$25,000	\$34,000
550560 Sign Shop Supplies	\$8,000	\$8,000	\$8,000
560010 Medical Expenses	\$68,500	\$71,500	\$68,500
560020 Uniforms & Clothing	\$163,000	\$175,500	\$180,500
560050 Car Allowance	\$6,000	\$6,000	\$6,000
560060 Lease Payments	\$24,000	\$28,200	\$42,200
560070 Marketing & Promotions	\$150,000	\$150,000	\$155,000
561010 Membership & Dues	\$37,900	\$41,200	\$43,900
561020 Conference & Training	\$53,000	\$65,400	\$68,600
561030 Travel & Lodging	\$58,300	\$62,500	\$56,000
571010 Jury Vouchers	\$5,000	\$5,000	\$5,000
572011 Adult Housing	\$366,000	\$345,000	\$230,000
572013 Juvenile Housing	\$20,000	\$20,000	\$20,000
572020 PAL Expenses	\$5,000	\$5,000	\$5,000
572030 Rewards	\$500	\$500	\$500
573010 Fire Prevention	\$13,000	\$13,000	\$9,000

City of Florence, South Carolina
Total Of Each Activity Account/Operating Expenditure

	Approved Budget FY 2015-16	Approved Budget FY 2016-17	Approved Budget FY 2017-18
573020 Risk Management	\$6,500	\$6,500	\$6,500
574010 Tree Beautification	\$12,000	\$8,000	\$11,000
574020 Concession Supplies	\$43,500	\$53,500	\$33,500
574030 Tournaments	\$7,000	\$7,000	\$7,000
574040 Pro Shop Supplies	\$12,000	\$14,000	\$14,000
574050 B & G Club Utilities	\$21,000	\$21,000	\$21,000
574060 Stadium Commission	\$5,100	\$5,100	\$8,100
574070 Program Expenses	\$12,000	\$12,000	\$12,000
574080 Athletic Expenses	\$5,000	\$5,000	\$4,000
574090 Gymnastics Expense	\$7,000	\$7,000	\$8,000
574100 Tennis Center Expenses	\$11,000	\$18,000	\$15,000
574140 Freedom Florence Expenses	\$11,000	\$11,000	\$12,000
574150 Gymnasium Expenses	\$0	\$0	\$5,000
574160 Soccer Expenses	\$0	\$0	\$2,000
575010 Cheves/Irby Parking Deck Exp	\$0	\$0	\$63,000
580010 Building & Fixed Equipment	\$30,000	\$45,000	\$20,000
580020 Office Furniture	\$0	\$5,000	\$5,000
580030 Office Equipment	\$0	\$2,400	\$2,000
580040 Auto Equipment	\$34,800	\$112,000	\$108,000
580045 Leased Auto Equipment	\$621,400	\$595,500	\$825,400
580050 Facility Improvements	\$0	\$53,000	\$96,200
580060 Other Equipment	\$10,000	\$146,700	\$323,480
580070 Data Processing Equipment	\$0	\$0	\$2,100
591010 Employee Relations	\$40,000	\$46,000	\$35,000
591020 Unemployment Compensation	\$3,000	\$5,000	\$10,000
591030 OPEB Expense	\$499,650	\$532,300	\$671,600
592010 Property & Liability Insurance	\$430,000	\$395,000	\$410,000
592020 Small Claims	\$40,000	\$75,000	\$65,000
592030 W/C Small Claims	\$60,000	\$75,000	\$86,000
593010 Boys & Girls Club	\$20,000	\$20,000	\$20,000
593020 Transit System	\$165,000	\$168,000	\$193,000
593040 Pee Dee Chapter Red Cross	\$10,000	\$10,000	\$10,000
593050 Keep Florence Beautiful	\$5,000	\$5,000	\$5,000
593060 PDCAP Boxing Program	\$10,000	\$10,000	\$10,000
593070 Weed & Seed Program	\$50,000	\$50,000	\$50,000
594007 Neighborhood Redevelopment	\$114,800	\$1,152,300	\$1,052,300
594015 City Center Expenses	\$315,000	\$335,000	\$350,000
594018 Dargan St. Incubator	\$0	\$0	\$150,000

City of Florence, South Carolina
Total Of Each Activity Account/Operating Expenditure

	Approved Budget FY 2015-16	Approved Budget FY 2016-17	Approved Budget FY 2017-18
594019 Farmers Market Expenses	\$0	\$0	\$10,500
594020 Contingency Fund	\$100,000	\$112,000	\$100,000
594025 Bank Charges	\$31,000	\$33,000	\$35,000
594027 Credit Card Fees	\$7,500	\$20,500	\$26,500
594030 Street Lighting	\$795,000	\$795,000	\$795,000
594035 Fire District Tax Reimbursemnt	\$30,000	\$25,000	\$40,000
594048 Timrod/Yellowstone Resurfacing	\$0	\$292,500	\$0
594049 Cut/Patch Paving Projects	\$0	\$230,000	\$0
594060 IT Support Services	\$222,000	\$222,000	\$238,000
594070 Management System Software	\$39,000	\$35,000	\$40,000
594075 Health Services	\$31,000	\$31,000	\$29,000
594077 Public Information Services	\$0	\$0	\$21,600
594080 Special Projects	\$50,000	\$75,000	\$45,000
594090 BCRLF Loan Repayment	\$85,000	\$85,000	\$0
594101 Recreation Facilities Rehab	\$0	\$210,000	\$0
594130 IT Upgrade	\$0	\$31,000	\$45,000
594145 FMU Appropriations	\$1,000,000	\$0	\$0
598040 Downtown Promotions	\$25,000	\$25,000	\$40,000
890000 Miscellaneous Grant Exp	\$6,000	\$6,000	\$20,000
895000 Police Grant Expenditures	\$10,000	\$10,000	\$12,000
TOTAL GENERAL FUND	\$31,928,000	\$33,330,000	\$34,440,000

**GENERAL FUND
DEBT SERVICE BUDGET
2017– 2018**

**GENERAL FUND
DEBT SERVICE FUND BUDGET
FISCAL YEAR 2017-2018**

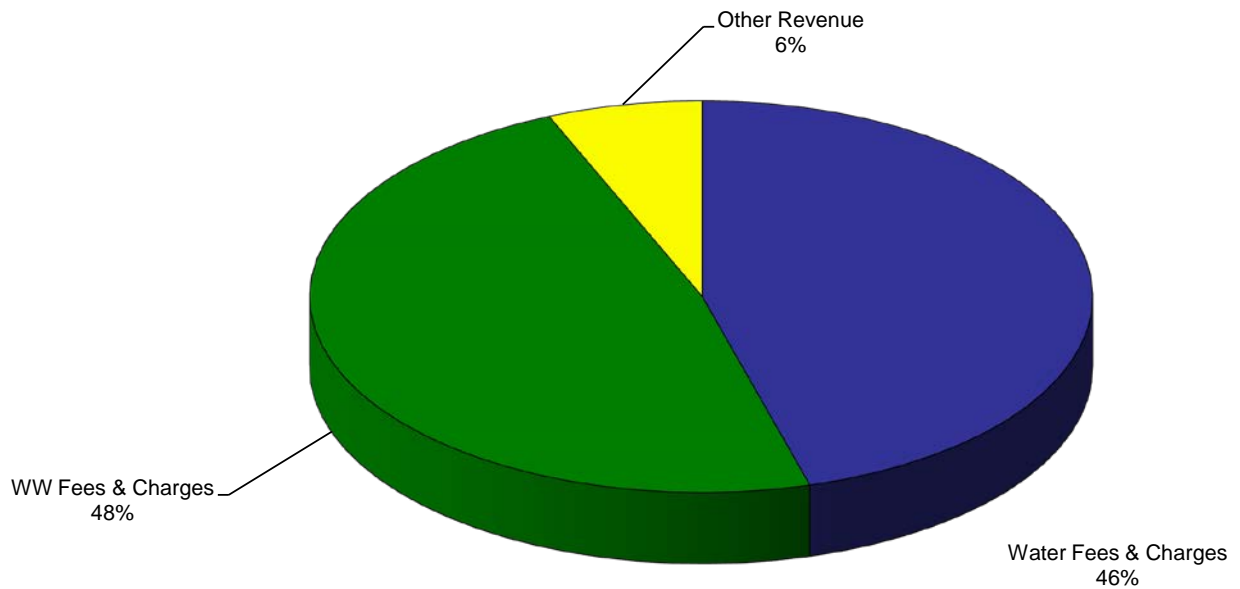
REVENUES		AMOUNT
Property Tax Revenues from Debt Service Millage	130100-401010	<u>\$445,000</u>
TOTAL REVENUES		<u>\$445,000</u>

EXPENDITURES		
General Obligation Bond Payment	13049900-590010	<u>\$445,000</u>
TOTAL EXPENDITURES		<u>\$445,000</u>

**WATER AND SEWER UTILITIES
ENTERPRISE FUND
ANNUAL BUDGET
2017– 2018**

**WATER AND SEWER UTILITIES
ENTERPRISE FUND
REVENUES**

City of Florence, SC
Water & Sewer Enterprise Fund
\$33,560,000



Revenue Budget
Fiscal Year 2017-2018

**CITY OF FLORENCE, SOUTH CAROLINA
REVENUE SOURCES**

		Last Year Actual	Revised Budget 2016-2017	Estimated Receipts 2016-2017	Recommended Budget 2017-2018	Approved Budget 2017-2018
WATER & SEWER UTILITY FUND						
WATER CHARGES						
200200-440010	Inside Water Charges	\$5,851,203	\$6,000,000	\$6,050,000	\$6,150,000	\$6,150,000
200200-440013	Timmons ville Inside Water	\$306,179	\$315,000	\$315,000	\$320,000	\$320,000
200200-440015	Outside Water Charges	\$9,428,863	\$9,700,000	\$9,700,000	\$9,850,000	\$9,850,000
200200-440018	Timmons ville Outside Water	\$89,637	\$95,000	\$100,000	\$105,000	\$105,000
	TOTAL	\$15,675,883	\$16,110,000	\$16,165,000	\$16,425,000	\$16,425,000
SEWER CHARGES						
200210-440020	Inside Sewer Charges	\$8,974,160	\$9,200,000	\$9,200,000	\$9,350,000	\$9,350,000
200210-440023	Timmons ville Inside Sewer	\$348,928	\$360,000	\$370,000	\$375,000	\$375,000
200210-440025	Outside Sewer Charges	\$7,428,782	\$7,700,000	\$7,700,000	\$7,850,000	\$7,850,000
200210-440028	Timmons ville Outside Sewer	\$143,310	\$200,000	\$185,000	\$185,000	\$185,000
	TOTAL	\$16,895,180	\$17,460,000	\$17,455,000	\$17,760,000	\$17,760,000
SEWER SURCHARGES						
200215-440035	Outside Sewer Surcharges	\$17,698	\$6,000	\$100	\$0	\$0
	TOTAL	\$17,698	\$6,000	\$100	\$0	\$0
RECONNECTION FEES						
200220-440040	Inside Reconnection Fees	\$64,996	\$60,000	\$60,000	\$60,000	\$60,000
200220-440045	Outside Reconnection Fees	\$86,214	\$75,000	\$75,000	\$80,000	\$80,000
	TOTAL	\$151,209	\$135,000	\$135,000	\$140,000	\$140,000
WATER TAP FEES						
200230-440050	Inside Water Tap Fees	\$147,067	\$150,000	\$160,000	\$162,000	\$162,000
200230-440055	Outside Water Tap Fees	\$431,081	\$320,000	\$320,000	\$320,000	\$320,000
	TOTAL	\$578,148	\$470,000	\$480,000	\$482,000	\$482,000
CUSTOMER SERVICE FEES						
200240-440060	Inside Customer Svc Charges	\$88,814	\$80,000	\$80,000	\$85,000	\$85,000
200240-440065	Outside Customer Svc Charges	\$155,180	\$140,000	\$145,000	\$145,000	\$145,000
	TOTAL	\$243,994	\$220,000	\$225,000	\$230,000	\$230,000
SEWER TAP FEES						
200250-440070	Inside Sewer Tap Fees	\$78,828	\$70,000	\$70,000	\$75,000	\$75,000
200250-440075	Outside Sewer Tap Fees	\$121,029	\$100,000	\$120,000	\$125,000	\$125,000
	TOTAL	\$199,857	\$170,000	\$190,000	\$200,000	\$200,000

**CITY OF FLORENCE, SOUTH CAROLINA
REVENUE SOURCES**

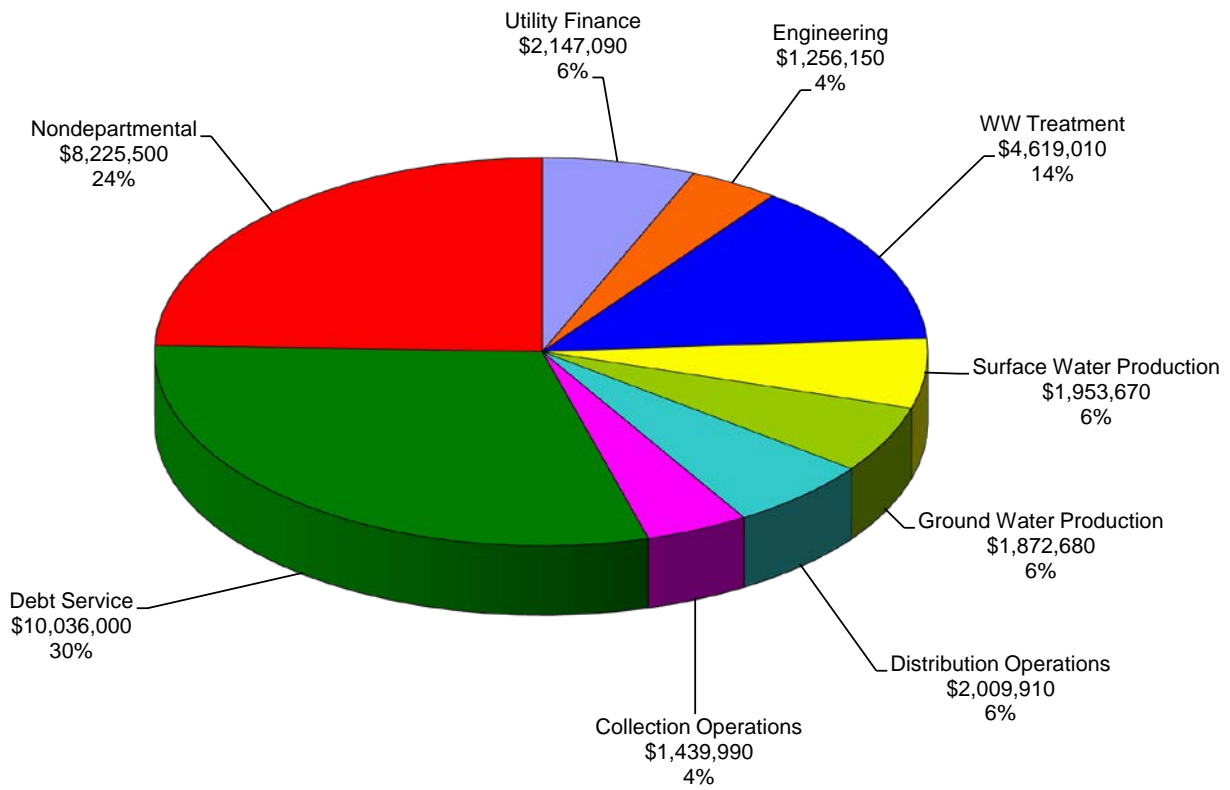
		Last Year Actual	Revised Budget 2016-2017	Estimated Receipts 2016-2017	Recommended Budget 2017-2018	Approved Budget 2017-2018
INVESTMENT EARNINGS						
200300-425010	Interest Revenue	\$50,451	\$70,000	\$70,000	\$75,000	\$75,000
	TOTAL	\$50,451	\$70,000	\$70,000	\$75,000	\$75,000
MISCELLANEOUS						
200325-430000	Miscellaneous Revenue	\$203,677	\$140,000	\$140,000	\$160,000	\$160,000
200325-440520	Late Fees	\$427,652	\$325,000	\$330,000	\$335,000	\$335,000
200325-440530	BABS Credit Payments	\$0	\$1,342,000	\$1,343,000	\$1,343,000	\$1,343,000
200325-790000	Miscellaneous Grants	\$20,000	\$0	\$0	\$0	\$0
	TOTAL	\$651,329	\$1,807,000	\$1,813,000	\$1,838,000	\$1,838,000
OTHER FUNDING SOURCES						
200375-435010	From Unappropriated Reserve	\$0	\$1,087,000	\$1,087,000	\$0	\$0
	TOTAL	\$0	\$1,087,000	\$1,087,000	\$0	\$0
INTERDEPARTMENTAL TRANSFER						
200390-435450	Intrafund Capital Transfer	\$3,818,685	\$0	\$0	\$0	\$0
200390-435500	Interdepartmental Transfer	(\$3,184,000)	(\$3,483,000)	(\$3,483,000)	(\$3,590,000)	(\$3,590,000)
	TOTAL	\$634,685	(\$3,483,000)	(\$3,483,000)	(\$3,590,000)	(\$3,590,000)
TOTAL WATER & SEWER UTILITY FUND		\$35,098,433	\$34,052,000	\$34,137,100	\$33,560,000	\$33,560,000

**WATER AND SEWER UTILITIES
ENTERPRISE FUND
DEPARTMENTAL EXPENSES**

City of Florence, SC

Water & Sewer Enterprise Fund

\$33,560,000



Expense Budget
Fiscal Year 2017-2018

**CITY OF FLORENCE, SOUTH CAROLINA
COMPARISON OF EXPENDITURES**

	Last Year Actual	Revised Budget 2016-2017	Estimated Expenditures 2016-2017	Recommended Budget 2017-2018	Budgeted 2017-2018
WATER & SEWER UTILITY FUND					
WATER & SEWER OPERATIONS					
20041506 Utility Finance	\$1,817,863	\$1,950,710	\$1,944,710	\$2,147,090	\$2,147,090
20044040 Engineering	\$1,086,281	\$1,354,290	\$1,354,790	\$1,256,150	\$1,256,150
20044041 Waste Water Treatment	\$4,218,231	\$4,825,650	\$4,857,050	\$4,619,010	\$4,619,010
20044042 Surface Water Production	\$1,392,018	\$2,401,190	\$1,897,170	\$1,953,670	\$1,953,670
20044043 Ground Water Production	\$1,592,928	\$2,005,990	\$1,925,810	\$1,872,680	\$1,872,680
20044044 Distribution Operations	\$1,624,166	\$1,888,890	\$1,890,550	\$2,009,910	\$2,009,910
20044045 Collection Operations	\$1,287,858	\$1,353,580	\$1,360,580	\$1,439,990	\$1,439,990
TOTAL	\$13,019,345	\$15,780,300	\$15,230,660	\$15,298,500	\$15,298,500
DEBT SERVICE					
20047000 Debt Service	\$10,939,997	\$10,387,000	\$10,387,000	\$10,036,000	\$10,036,000
TOTAL	\$10,939,997	\$10,387,000	\$10,387,000	\$10,036,000	\$10,036,000
EMPLOYEE BENEFITS					
20049000 Other Employee Benefits	\$186,481	\$242,700	\$234,700	\$251,900	\$251,900
TOTAL	\$186,481	\$242,700	\$234,700	\$251,900	\$251,900
GENERAL INS/CLAIMS					
20049100 General Insurance/Claims	\$306,115	\$297,000	\$321,600	\$325,000	\$325,000
TOTAL	\$306,115	\$297,000	\$321,600	\$325,000	\$325,000
NON DEPARTMENTAL					
20049300 Non Departmental	\$6,382,334	\$7,345,000	\$7,315,000	\$7,648,600	\$7,648,600
TOTAL	\$6,382,334	\$7,345,000	\$7,315,000	\$7,648,600	\$7,648,600
TOTAL WATER & SEWER UTILITY FUND	\$30,834,271	\$34,052,000	\$33,488,960	\$33,560,000	\$33,560,000

**CITY OF FLORENCE, SOUTH CAROLINA
APPROPRIATIONS BY ACTIVITIES**

		Full-Time Positions	Personal Service	Operating Expense	Equipment Replacement	Capital Outlay	Total
WATER & SEWER UTILITY FUND							
WATER & SEWER OPERATIONS							
20041506	Utility Finance	27	\$1,420,140	\$626,950	\$88,000	\$12,000	\$2,147,090
20044040	Engineering	11	\$939,150	\$240,000	\$69,000	\$8,000	\$1,256,150
20044041	Waste Water Treatment	31	\$1,888,710	\$2,280,300	\$157,000	\$293,000	\$4,619,010
20044042	Surface Water Production	9	\$559,020	\$879,650	\$65,000	\$450,000	\$1,953,670
20044043	Ground Water Production	9	\$446,810	\$1,169,870	\$116,000	\$140,000	\$1,872,680
20044044	Distribution Operations	23	\$1,194,410	\$658,000	\$157,500		\$2,009,910
20044045	Collection Operations	18	\$959,640	\$286,850	\$193,500		\$1,439,990
	TOTAL	128	\$7,407,880	\$6,141,620	\$846,000	\$903,000	\$15,298,500
20047000 DEBT SERVICE							
590020	W/S Revenue Bonds			\$9,999,000			\$9,999,000
590040	Debt Service Admin Charges			\$37,000			\$37,000
	TOTAL			\$10,036,000			\$10,036,000
20049000 EMPLOYEE BENEFITS							
591010	Employee Relations			\$24,000			\$24,000
591020	Unemployment Compensation			\$1,000			\$1,000
591030	OPEB Expense			\$226,900			\$226,900
	TOTAL			\$251,900			\$251,900
20049100 GENERAL INSURANCE/CLAIMS							
592010	Property & Liability Insurance			\$242,000			\$242,000
592020	Small Claims			\$68,000			\$68,000
592030	W/C Small Claims			\$15,000			\$15,000
	TOTAL			\$325,000			\$325,000
20049300 NON DEPARTMENTAL							
531010	Legal Services			\$75,000			\$75,000
594015	City Center Expenses			\$350,000			\$350,000
594020	Contingency Fund			\$355,000			\$355,000
594025	Bank Charges			\$85,000			\$85,000
594027	Credit Card Fees			\$180,000			\$180,000
594060	IT Support Services			\$238,000			\$238,000
594070	Management System Software			\$60,000			\$60,000
594075	Health Services			\$29,000			\$29,000
594077	Public Information Services			\$21,600			\$21,600
594080	Special Projects			\$210,000			\$210,000
594110	Construction Transfer			\$2,500,000			\$2,500,000
594120	Capital Construction Reserve			\$2,250,000			\$2,250,000
594125	Economic Development			\$1,250,000			\$1,250,000
594130	IT Upgrade			\$45,000			\$45,000
	TOTAL			\$7,648,600			\$7,648,600
TOTAL	WATER & SEWER UTILITY FUND	128	\$7,407,880	\$24,403,120	\$846,000	\$903,000	\$33,560,000

20041506 Utility Finance

FY 2017-2018

Personal Services

511100	Regular Salaries & Wages	\$983,890	
511300	Overtime Salaries & Wages	\$10,000	
522100	SCRS Retirement	\$134,770	
523000	Employer Paid Insurance	\$188,860	
524000	Workers' Compensation	\$29,070	
525000	FICA	\$73,550	
		<u> </u>	\$1,420,140

Operating Expenditures

531050	Utility Bill Printing/Mailing	\$204,000	
532010	Telephone & Related Services	\$16,000	
533900	Other Maint/Service Contracts	\$36,000	
537000	Vehicle Repair & Maintenance	\$12,000	
538020	Radio Maintenance & Repairs	\$500	
538900	Other Maintenance & Repairs	\$3,500	
550100	Printing	\$4,000	
550210	Office Supplies	\$20,000	
550299	Other Supplies & Equipment	\$10,500	
550300	Postage	\$5,000	
550400	Vehicle Fuel & Oil	\$30,000	
550510	Meter Parts & Supplies	\$275,000	
560020	Uniforms & Clothing	\$6,000	
561010	Membership & Dues	\$1,700	
561020	Conference & Training	\$1,250	
561030	Travel & Lodging	\$1,500	
		<u> </u>	\$626,950

Capital Outlay

580030	Office Equipment	\$12,000	
585000	Capital Replacement Transfer	\$88,000	
		<u> </u>	\$100,000
	Total		\$2,147,090

Utility Finance

Personnel	Capital	
1 Collections Manager	Meter Reading Laptop Replacement	\$5,000
1 Accountant	Billing IT Equipment	\$7,000
1 Cust Serv Clerk Coord		<hr/>
1 Inventory Control Coord		\$12,000
10 Meter Reader		
1 Meter Reader Supervisor		
6 Customer Service Clerk II		
3 Customer Service Clerk III		
1 Enterprise Syst Spec		
<hr/> 2 Licensing & Permitting Clerk		
27 Total Full-time Employees		

20044040 Engineering

FY 2017-2018

Personal Services

511100	Regular Salaries & Wages	\$695,630	
522100	SCRS Retirement	\$94,400	
523000	Employer Paid Insurance	\$86,540	
524000	Workers' Compensation	\$12,290	
525000	FICA	\$50,290	
			<u>\$939,150</u>

Operating Expenditures

531000	Professional Services	\$105,000	
532010	Telephone & Related Services	\$11,000	
532030	Public Notices	\$200	
533900	Other Maint/Service Contracts	\$50,000	
534070	Building Maintenance	\$5,000	
535020	Electricity	\$30,000	
537000	Vehicle Repair & Maintenance	\$4,500	
538020	Radio Maintenance & Repairs	\$500	
550100	Printing	\$5,000	
550299	Other Supplies & Equipment	\$8,000	
550300	Postage	\$300	
550400	Vehicle Fuel & Oil	\$13,500	
560020	Uniforms & Clothing	\$2,000	
561010	Membership & Dues	\$1,500	
561020	Conference & Training	\$2,000	
561030	Travel & Lodging	\$1,500	
			<u>\$240,000</u>

Capital Outlay

580060	Other Equipment	\$8,000	
585000	Capital Replacement Transfer	\$69,000	
			<u>\$77,000</u>
	Total		<u>\$1,256,150</u>

Personnel

- 1 City Manager
 - 1 City Engineer
 - 1 Suptd of Eng/GIS
 - 1 GIS Technician
 - 1 GIS Administrator
 - 1 Administrative Coordinator
 - 2 Engineering Technician
 - 1 Switchboard Opr/Recp
 - 1 Construction Inspector
 - 1 Plans Rev/Utilities Spec
-
- 11 Total Full-time Employees

Capital

- Two Magnetic Utility Locators
-
- \$8,000
-
- \$8,000

20044041 Waste Water Treatment

FY 2017-2018

Personal Services

511100	Regular Salaries & Wages	\$1,295,370	
511300	Overtime Salaries & Wages	\$24,000	
522100	SCRS Retirement	\$178,900	
523000	Employer Paid Insurance	\$262,100	
524000	Workers' Compensation	\$32,400	
525000	FICA	\$95,940	
		<hr/>	\$1,888,710

Operating Expenditures

531000	Professional Services	\$50,000	
532010	Telephone & Related Services	\$6,000	
533900	Other Maint/Service Contracts	\$45,000	
534070	Building Maintenance	\$5,000	
535010	City Services	\$14,000	
535020	Electricity	\$1,135,000	
535030	Fuel Oil	\$15,000	
536000	Landfill Services	\$300,000	
537000	Vehicle Repair & Maintenance	\$10,000	
538020	Radio Maintenance & Repairs	\$500	
538900	Other Maintenance & Repairs	\$315,000	
550100	Printing	\$2,200	
550230	Chemicals	\$205,000	
550250	Lab Supplies	\$34,000	
550299	Other Supplies & Equipment	\$67,000	
550300	Postage	\$1,600	
550400	Vehicle Fuel & Oil	\$45,000	
560020	Uniforms & Clothing	\$18,000	
561010	Membership & Dues	\$8,000	
561020	Conference & Training	\$4,000	
		<hr/>	\$2,280,300

Capital Outlay

580050	Facility Improvements	\$293,000	
585000	Capital Replacement Transfer	\$157,000	
		<hr/>	\$450,000
	Total		\$4,619,010

Waste Water Treatment

Personnel	Capital	
1 Utility Director	Crossings Pump Station Upgrade	<u>\$293,000</u>
1 Wastewater Plant Suptd		\$293,000
1 Maintenance Suptd		
1 WW Plant Opr II (A Cert)		
1 Utility Maintenance Tech		
1 WW Plant Lead Operator		
1 Electrician III		
5 WW Plant Opr II (B Cert)		
5 WW Plant Opr I (C/D)		
1 CMOM Compliance Inspector		
2 Electrician II		
1 Lab Operator		
1 Special Construction Equip Opr		
1 Compliance Inspector		
1 Ut Reg Ofc Asst III		
1 Debris Handler		
1 Electrician Helper		
1 Compliance Suptd		
2 Engineering Technician		
2 Operator Apprentice		
1 WW PI Opr II/Maint		
<u>32</u> Total Full-time Employees		

20044042 Surface Water Production

FY 2017-2018

Personal Services

511100	Regular Salaries & Wages	\$395,080	
511300	Overtime Salaries & Wages	\$5,000	
522100	SCRS Retirement	\$54,250	
523000	Employer Paid Insurance	\$65,080	
524000	Workers' Compensation	\$10,050	
525000	FICA	\$29,560	
			<u>\$559,020</u>

Operating Expenditures

531000	Professional Services	\$13,000	
532010	Telephone & Related Services	\$5,000	
533900	Other Maint/Service Contracts	\$10,000	
534070	Building Maintenance	\$36,000	
535010	City Services	\$1,800	
535020	Electricity	\$315,000	
535030	Fuel Oil	\$20,000	
537000	Vehicle Repair & Maintenance	\$2,000	
538020	Radio Maintenance & Repairs	\$500	
538900	Other Maintenance & Repairs	\$128,760	
550100	Printing	\$800	
550230	Chemicals	\$270,000	
550250	Lab Supplies	\$45,000	
550299	Other Supplies & Equipment	\$20,000	
550300	Postage	\$140	
550400	Vehicle Fuel & Oil	\$4,000	
560020	Uniforms & Clothing	\$6,000	
561010	Membership & Dues	\$650	
561020	Conference & Training	\$1,000	
			<u>\$879,650</u>

Capital Outlay

580050	Facility Improvements	\$450,000	
585000	Capital Replacement Transfer	\$65,000	
			<u>\$515,000</u>
	Total		<u>\$1,953,670</u>

Surface Water Production

Personnel	Capital	
1 Surf Wtr Pl Chief Opr/Suptd	Filter Media Replacement	\$250,000
1 Surf Wtr Plant Lead Opr	Bulk Chemical Tank Replacement	\$200,000
2 Surf Wtr Plant Opr II B		<hr/>
1 Surf Wtr Plant Opr II A		\$450,000
2 Surf Water Plant Opr I D		
1 Operator Apprentice		
1 Surf Wtr Plant Lab Operator		
<hr/>		
9 Total Full-time Employees		

20044043 Ground Water Production

FY 2017-2018

Personal Services

511100	Regular Salaries & Wages	\$302,070	
511300	Overtime Salaries & Wages	\$5,000	
522100	SCRS Retirement	\$41,640	
523000	Employer Paid Insurance	\$66,650	
524000	Workers' Compensation	\$8,920	
525000	FICA	\$22,530	
			\$446,810

Operating Expenditures

531000	Professional Services	\$60,000	
532010	Telephone & Related Services	\$40,000	
534070	Building Maintenance	\$3,000	
535010	City Services	\$8,500	
535020	Electricity	\$740,500	
535030	Fuel Oil	\$200	
537000	Vehicle Repair & Maintenance	\$5,000	
538020	Radio Maintenance & Repairs	\$400	
538040	Well Maintenance & Repairs	\$89,500	
538900	Other Maintenance & Repairs	\$63,000	
550230	Chemicals	\$100,000	
550250	Lab Supplies	\$14,500	
550299	Other Supplies & Equipment	\$5,500	
550300	Postage	\$170	
550400	Vehicle Fuel & Oil	\$34,000	
560020	Uniforms & Clothing	\$4,000	
561010	Membership & Dues	\$600	
561020	Conference & Training	\$1,000	
			\$1,169,870

Capital Outlay

580050	Facility Improvements	\$140,000	
585000	Capital Replacement Transfer	\$116,000	
			\$256,000

Total **\$1,872,680**

Personnel

1	Lead Groundwater Operator
7	Water Plant Opr I (D/C)
1	Operator Apprentice
9	Total Full-time Employees

Capital

Filter Media Replacement	\$140,000
	\$140,000

20044044 Distribution Operations

FY 2017-2018

Personal Services

511100	Regular Salaries & Wages	\$780,930	
511300	Overtime Salaries & Wages	\$50,000	
522100	SCRS Retirement	\$112,680	
523000	Employer Paid Insurance	\$166,330	
524000	Workers' Compensation	\$23,430	
525000	FICA	\$61,040	
			<u>\$1,194,410</u>

Operating Expenditures

531000	Professional Services	\$10,000	
532010	Telephone & Related Services	\$6,000	
533900	Other Maint/Service Contracts	\$4,500	
534070	Building Maintenance	\$14,000	
535010	City Services	\$10,500	
535020	Electricity	\$15,000	
535030	Fuel Oil	\$10,000	
537000	Vehicle Repair & Maintenance	\$25,500	
538020	Radio Maintenance & Repairs	\$500	
538900	Other Maintenance & Repairs	\$21,000	
550100	Printing	\$7,050	
550299	Other Supplies & Equipment	\$27,000	
550300	Postage	\$150	
550400	Vehicle Fuel & Oil	\$60,000	
550510	Meter Parts & Supplies	\$180,000	
550520	Pipe Fittings & Supplies	\$240,000	
550530	Paving Materials & Supplies	\$7,500	
560020	Uniforms & Clothing	\$18,000	
561010	Membership & Dues	\$300	
561020	Conference & Training	\$1,000	
			<u>\$658,000</u>

Capital Outlay

585000	Capital Replacement Transfer	\$157,500	
			<u>\$157,500</u>
	Total		\$2,009,910

Distribution Operations

Personnel

- 1 Utility Ops Div Manager
- 2 Supervisor
- 1 Team Leader Equip Operator
- 2 Spec Constr Equip Opr
- 3 Team Leader
- 6 Ut Opr Maintenance Wkr
- 8 Distribution Coll Oper

- 23 Total Full-time Employees

20044045 Collection Operations

FY 2017-2018

Personal Services

511100	Regular Salaries & Wages	\$622,090	
511300	Overtime Salaries & Wages	\$50,000	
522100	SCRS Retirement	\$91,140	
523000	Employer Paid Insurance	\$131,570	
524000	Workers' Compensation	\$15,650	
525000	FICA	\$49,190	
			<u>\$959,640</u>

Operating Expenditures

531000	Professional Services	\$200	
532010	Telephone & Related Services	\$1,600	
537000	Vehicle Repair & Maintenance	\$28,400	
538020	Radio Maintenance & Repairs	\$500	
538900	Other Maintenance & Repairs	\$29,000	
550100	Printing	\$700	
550299	Other Supplies & Equipment	\$20,000	
550300	Postage	\$50	
550400	Vehicle Fuel & Oil	\$50,000	
550520	Pipe Fittings & Supplies	\$96,000	
550530	Paving Materials & Supplies	\$46,000	
560020	Uniforms & Clothing	\$11,000	
561010	Membership & Dues	\$1,000	
561020	Conference & Training	\$2,000	
561030	Travel & Lodging	\$400	
			<u>\$286,850</u>

Capital Outlay

585000	Capital Replacement Transfer	\$193,500	
			<u>\$193,500</u>
	Total		<u>\$1,439,990</u>

Personnel

2	Distribution Coll Opr
1	Supervisor
2	Team Leader Equip Operator
2	Heavy Equipment Operator
4	Spec Constr Equip Opr
3	Team Leader
4	Ut Opr Maintenance Wkr
<u>18</u>	<u>Total Full-time Employees</u>

FY 2017-2018

20047000 Debt Service

590020	W/S Revenue Bonds	\$9,999,000
590040	Debt Service Admin Charges	\$37,000
	Total	\$10,036,000

20049000 Other Employee Benefits

591010	Employee Relations	\$24,000
591020	Unemployment Compensation	\$1,000
591030	OPEB Expense	\$226,900
	Total	\$251,900

20049100 General Insurance/Claims

592010	Property & Liability Insurance	\$242,000
592020	Small Claims	\$68,000
592030	W/C Small Claims	\$15,000
	Total	\$325,000

20049300 Non Departmental

531010	Legal Services	\$75,000
594015	City Center Operations	\$350,000
594020	Contingency Fund	\$355,000
594025	Bank Charges	\$85,000
594027	Credit Card Fees	\$180,000
594060	IT Support Services	\$238,000
594070	Management System Software	\$60,000
594075	Health Services	\$29,000
594077	Public Information Services	\$21,600
594080	Special Projects	\$210,000
594110	Construction Transfer	\$2,500,000
594120	Capital Construction Reserve	\$2,250,000
594125	Economic Development	\$1,250,000
594130	IT Upgrade	\$45,000
	Total	\$7,648,600

City of Florence, South Carolina
Total Of Each Activity Account/Operating Expenditure

		Approved Budget FY 2015-16	Approved Budget FY 2016-17	Approved Budget FY 2017-18
WATER & SEWER UTILITY FUND				
511100	Regular Salaries & Wages	\$4,659,530	\$4,889,720	\$5,075,060
511300	Overtime Salaries & Wages	\$45,000	\$139,000	\$144,000
522100	SCRS Retirement	\$519,260	\$556,570	\$707,780
523000	Employer Paid Insurance	\$825,470	\$1,035,360	\$967,130
524000	Workers' Compensation	\$145,600	\$145,600	\$131,810
525000	FICA	\$343,740	\$364,490	\$382,100
531000	Professional Services	\$227,200	\$242,200	\$238,200
531010	Legal Services	\$70,000	\$75,000	\$75,000
531050	Utility Bill Printing/Mailing	\$204,000	\$204,000	\$204,000
532010	Telephone & Related Services	\$78,400	\$86,600	\$85,600
532030	Public Notices	\$200	\$200	\$200
533900	Other Maint/Service Contracts	\$154,000	\$180,500	\$145,500
534070	Building Maintenance	\$51,000	\$52,000	\$63,000
535010	City Services	\$47,800	\$34,800	\$34,800
535020	Electricity	\$2,073,000	\$2,106,500	\$2,235,500
535030	Fuel Oil	\$45,200	\$45,200	\$45,200
536000	Landfill Services	\$300,000	\$300,000	\$300,000
537000	Vehicle Repair & Maintenance	\$70,000	\$79,500	\$87,400
538020	Radio Maintenance & Repairs	\$3,400	\$3,400	\$3,400
538040	Well Maintenance & Repairs	\$89,500	\$89,500	\$89,500
538900	Other Maintenance & Repairs	\$470,000	\$510,800	\$560,260
550100	Printing	\$18,600	\$18,700	\$19,750
550210	Office Supplies	\$20,000	\$20,000	\$20,000
550230	Chemicals	\$577,000	\$615,000	\$575,000
550250	Lab Supplies	\$93,500	\$93,500	\$93,500
550299	Other Supplies & Equipment	\$153,500	\$156,000	\$158,000
550300	Postage	\$6,770	\$7,410	\$7,410
550400	Vehicle Fuel & Oil	\$313,100	\$239,500	\$236,500
550510	Meter Parts & Supplies	\$375,000	\$425,000	\$455,000
550520	Pipe Fittings & Supplies	\$286,000	\$325,000	\$336,000
550530	Paving Materials & Supplies	\$52,200	\$52,200	\$53,500
560020	Uniforms & Clothing	\$51,900	\$63,500	\$65,000
561010	Membership & Dues	\$12,050	\$13,350	\$13,750
561020	Conference & Training	\$11,750	\$12,750	\$12,250
561030	Travel & Lodging	\$3,800	\$3,900	\$3,400
580030	Office Equipment	\$4,000	\$10,000	\$12,000
580050	Facility Improvements	\$883,000	\$883,000	\$883,000

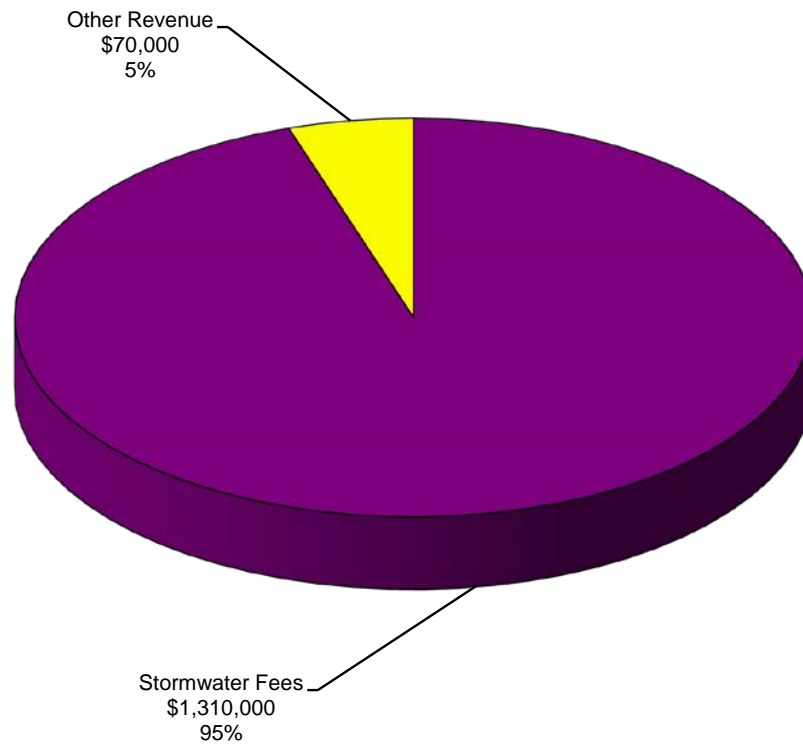
City of Florence, South Carolina
Total Of Each Activity Account/Operating Expenditure

	Approved Budget FY 2015-16	Approved Budget FY 2016-17	Approved Budget FY 2017-18
580060 Other Equipment	\$32,000	\$7,250	\$8,000
585000 Capital Replacement Transfer	\$762,300	\$968,800	\$846,000
590020 W/S Revenue Bonds	\$10,980,000	\$10,398,000	\$9,999,000
590040 Debt Service Admin Charges	\$32,000	\$34,000	\$37,000
591010 Employee Relations	\$27,000	\$33,000	\$24,000
591020 Unemployment Compensation	\$2,000	\$1,000	\$1,000
591030 OPEB Expense	\$153,230	\$163,200	\$226,900
592010 Property & Liability Insurance	\$250,000	\$230,000	\$242,000
592020 Small Claims	\$65,000	\$65,000	\$68,000
592030 W/C Small Claims	\$7,000	\$12,000	\$15,000
594015 City Center Expenses	\$315,000	\$335,000	\$350,000
594020 Contingency Fund	\$285,000	\$305,000	\$355,000
594025 Bank Charges	\$90,000	\$85,000	\$85,000
594027 Credit Card Fees	\$115,000	\$132,000	\$180,000
594060 IT Support Services	\$222,000	\$222,000	\$238,000
594070 Management System Software	\$82,000	\$82,000	\$60,000
594075 Health Services	\$31,000	\$31,000	\$29,000
594077 Public Information Services	\$0	\$0	\$21,600
594080 Special Projects	\$165,000	\$200,000	\$210,000
594110 Construction Transfer	\$2,300,000	\$2,300,000	\$2,500,000
594120 Capital Construction Reserve	\$1,750,000	\$2,000,000	\$2,250,000
594125 Economic Development	\$1,250,000	\$1,250,000	\$1,250,000
594130 IT Upgrade	\$0	\$31,000	\$45,000
TOTAL WATER & SEWER UTILITY FUND	\$32,200,000	\$32,965,000	\$33,560,000

**STORMWATER UTILITY
ENTERPRISE FUND
ANNUAL BUDGET
2017– 2018**

**STORMWATER UTILITY
ENTERPRISE FUND
REVENUES**

City of Florence, SC
Stormwater Enterprise Fund
\$1,380,000



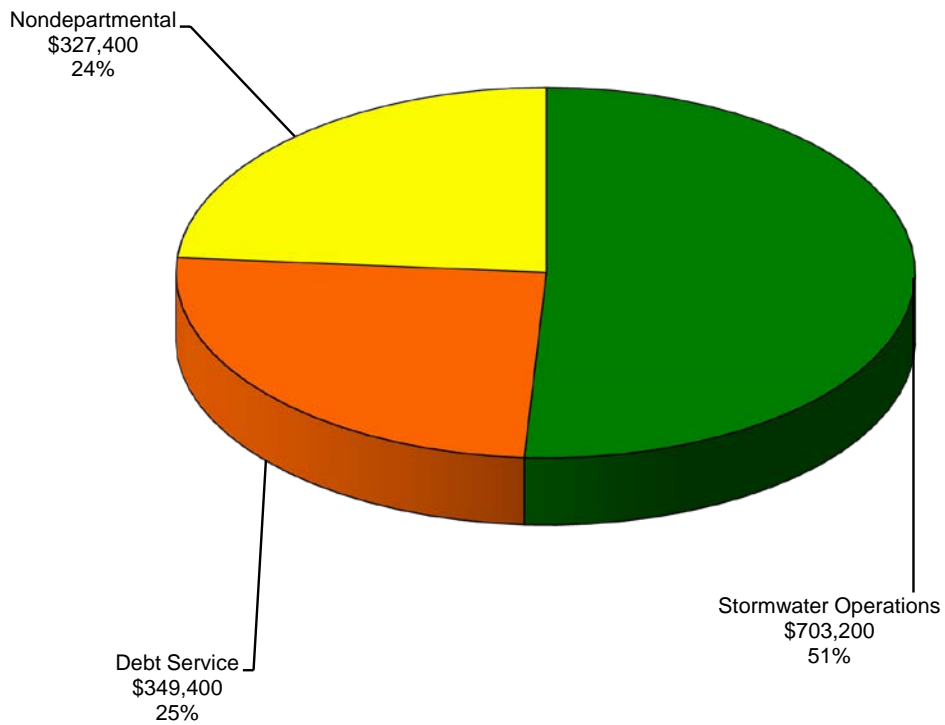
Revenue Budget
Fiscal Year 2017-2018

**CITY OF FLORENCE, SOUTH CAROLINA
REVENUE SOURCES**

		Last Year Actual	Revised Budget 2016-2017	Estimated Receipts 2016-2017	Recommended Budget 2017-2018	Approved Budget 2017-2018
STORMWATER UTILITY FUND						
CHARGES FOR SERVICES						
300130-440500	Stormwater Service Fees	\$1,303,982	\$1,295,000	\$1,305,000	\$1,310,000	\$1,310,000
	TOTAL	\$1,303,982	\$1,295,000	\$1,305,000	\$1,310,000	\$1,310,000
INVESTMENT EARNINGS						
300300-425010	Interest Revenue	\$2,385	\$3,500	\$2,200	\$2,500	\$2,500
	TOTAL	\$2,385	\$3,500	\$2,200	\$2,500	\$2,500
MISCELLANEOUS						
300325-430000	Miscellaneous Revenue	\$3,046	\$500	\$100	\$500	\$500
300325-440510	Stormwater Review Fees	\$17,400	\$10,000	\$8,000	\$7,000	\$7,000
300325-440540	Provision for Uncoll Rev	\$0	(\$4,000)	\$0	\$0	\$0
	TOTAL	\$20,446	\$6,500	\$8,100	\$7,500	\$7,500
TRANSFERS						
300390-435110	From Sunday Local Option Fund	\$60,000	\$60,000	\$60,000	\$60,000	\$60,000
300390-435450	Intrafund Capital Transfer	\$378,384	\$0	\$0	\$0	\$0
	TOTAL	\$438,384	\$60,000	\$60,000	\$60,000	\$60,000
	TOTAL STORMWATER UTILITY FUND	\$1,765,197	\$1,365,000	\$1,375,300	\$1,380,000	\$1,380,000

**STORMWATER UTILITY
ENTERPRISE FUND
DEPARTMENTAL EXPENSES**

City of Florence, SC
Stormwater Enterprise Fund
\$1,380,000



Expense Budget
Fiscal Year 2017-2018

**CITY OF FLORENCE, SOUTH CAROLINA
COMPARISON OF EXPENDITURES**

	Last Year Actual	Revised Budget 2016-2017	Estimated Expenditures 2016-2017	Recommended Budget 2017-2018	Budgeted 2017-2018
STORMWATER UTILITY FUND					
STORMWATER OPERATIONS					
30044060 Stormwater Operations	\$721,858	\$704,700	\$687,100	\$703,200	\$703,200
TOTAL	\$721,858	\$704,700	\$687,100	\$703,200	\$703,200
DEBT SERVICE					
30047000 Debt Service	\$338,938	\$341,900	\$341,900	\$349,400	\$349,400
TOTAL	\$338,938	\$341,900	\$341,900	\$349,400	\$349,400
EMPLOYEE BENEFITS					
30049000 Other Employee Benefits	\$14,029	\$20,400	\$20,400	\$11,100	\$11,100
TOTAL	\$14,029	\$20,400	\$20,400	\$11,100	\$11,100
GENERAL INS/CLAIMS					
30049100 General Insurance/Claims	\$7,701	\$8,000	\$8,000	\$8,300	\$8,300
TOTAL	\$7,701	\$8,000	\$8,000	\$8,300	\$8,300
NON DEPARTMENTAL					
30049300 Non Departmental	\$275,000	\$290,000	\$290,000	\$308,000	\$308,000
TOTAL	\$275,000	\$290,000	\$290,000	\$308,000	\$308,000
TOTAL STORMWATER UTILITY FUND	\$1,357,526	\$1,365,000	\$1,347,400	\$1,380,000	\$1,380,000

**CITY OF FLORENCE, SOUTH CAROLINA
APPROPRIATIONS BY ACTIVITIES**

		Full-Time Positions	Personal Service	Operating Expense	Equipment Replacement	Capital Outlay	Total
STORMWATER UTILITY FUND							
STORMWATER OPERATIONS							
30044060	Stormwater Operations	8	\$484,070	\$131,130	\$88,000		\$703,200
	TOTAL	8	\$484,070	\$131,130	\$88,000		\$703,200
30047000 DEBT SERVICE							
590040	Debt Service Admin Charges			\$3,400			\$3,400
590050	SW Revenue Bonds			\$346,000			\$346,000
	TOTAL			\$349,400			\$349,400
30049000 EMPLOYEE BENEFITS							
591010	Employee Relations			\$2,000			\$2,000
591030	OPEB Expense			\$9,100			\$9,100
	TOTAL			\$11,100			\$11,100
30049100 GENERAL INSURANCE/CLAIMS							
592010	Property & Liability Insurance			\$8,300			\$8,300
	TOTAL			\$8,300			\$8,300
30049300 NON DEPARTMENTAL							
594020	Contingency Fund			\$33,000			\$33,000
594110	Construction Transfer			\$100,000			\$100,000
597140	Interdepartmental Transfers			\$175,000			\$175,000
	TOTAL			\$308,000			\$308,000
TOTAL	STORMWATER UTILITY FUND	8	\$484,070	\$807,930	\$88,000		\$1,380,000

30044060 Stormwater Operations

FY 2017-2018

Personal Services

511100	Regular Salaries & Wages	\$321,500	
511300	Overtime Salaries & Wages	\$20,000	
522100	SCRS Retirement	\$46,290	
523000	Employer Paid Insurance	\$62,130	
524000	Workers' Compensation	\$8,910	
525000	FICA	\$25,240	
		<u> </u>	\$484,070

Operating Expenditures

531000	Professional Services	\$19,730	
532010	Telephone & Related Services	\$1,500	
535020	Electricity	\$5,000	
537000	Vehicle Repair & Maintenance	\$16,000	
538020	Radio Maintenance & Repairs	\$500	
538900	Other Maintenance & Repairs	\$23,500	
550100	Printing	\$500	
550299	Other Supplies & Equipment	\$8,700	
550300	Postage	\$200	
550400	Vehicle Fuel & Oil	\$35,000	
550520	Pipe Fittings & Supplies	\$11,700	
560020	Uniforms & Clothing	\$5,000	
561010	Membership & Dues	\$1,500	
561020	Conference & Training	\$1,500	
561030	Travel & Lodging	\$800	
		<u> </u>	\$131,130

Capital Outlay

585000	Capital Replacement Transfer	\$88,000	
		<u> </u>	\$88,000
	Total		<u>\$703,200</u>

Personnel

- 1 Storm Water Div Manager
 - 1 Team Leader Equip Operator
 - 3 Heavy Equipment Operator
 - 2 Spec Constr Equip Opr
 - 1 Special Equip Operator
-
- 8 Total Full-time Employees

FY 2017-2018

30047000 Debt Service

590040	Debt Service Admin Charges	\$3,400
590050	SW Revenue Bonds	\$346,000
	Total	\$349,400

30049000 Other Employee Benefits

591010	Employee Relations	\$2,000
591030	OPEB Expense	\$9,100
	Total	\$11,100

30049100 General Insurance/Claims

592010	Property & Liability Insurance	\$8,300
	Total	\$8,300

30049300 Non Departmental

594020	Contingency Fund	\$33,000
594110	Construction Transfer	\$100,000
597140	Interdepartmental Transfers	\$175,000
	Total	\$308,000

City of Florence, South Carolina
Total Of Each Activity Account/Operating Expenditure

	Approved Budget FY 2015-16	Approved Budget FY 2016-17	Approved Budget FY 2017-18
STORMWATER UTILITY FUND			
511100 Regular Salaries & Wages	\$324,500	\$337,300	\$321,500
511300 Overtime Salaries & Wages	\$500	\$20,000	\$20,000
522100 SCRS Retirement	\$35,820	\$39,540	\$46,290
523000 Employer Paid Insurance	\$58,680	\$58,080	\$62,130
524000 Workers' Compensation	\$9,900	\$9,900	\$8,910
525000 FICA	\$23,930	\$26,580	\$25,240
531000 Professional Services	\$38,000	\$38,000	\$19,730
532010 Telephone & Related Services	\$1,500	\$1,500	\$1,500
535020 Electricity	\$5,000	\$5,000	\$5,000
537000 Vehicle Repair & Maintenance	\$12,000	\$14,000	\$16,000
538020 Radio Maintenance & Repairs	\$500	\$500	\$500
538900 Other Maintenance & Repairs	\$18,500	\$23,000	\$23,500
550100 Printing	\$500	\$500	\$500
550299 Other Supplies & Equipment	\$8,000	\$8,000	\$8,700
550300 Postage	\$200	\$200	\$200
550400 Vehicle Fuel & Oil	\$40,000	\$35,000	\$35,000
550520 Pipe Fittings & Supplies	\$10,000	\$11,000	\$11,700
560020 Uniforms & Clothing	\$5,000	\$5,000	\$5,000
561010 Membership & Dues	\$1,500	\$1,500	\$1,500
561020 Conference & Training	\$1,500	\$1,500	\$1,500
561030 Travel & Lodging	\$500	\$800	\$800
585000 Capital Replacement Transfer	\$100,000	\$60,000	\$88,000
590040 Debt Service Admin Charges	\$3,400	\$3,400	\$3,400
590050 SW Revenue Bonds	\$336,000	\$338,500	\$346,000
591010 Employee Relations	\$1,000	\$1,000	\$2,000
591020 Unemployment Compensation	\$250	\$0	\$0
591030 OPEB Expense	\$13,320	\$14,200	\$9,100
592010 Property & Liability Insurance	\$8,500	\$8,000	\$8,300
592020 Small Claims	\$500	\$0	\$0
594020 Contingency Fund	\$16,000	\$28,000	\$33,000
594110 Construction Transfer	\$100,000	\$100,000	\$100,000
597140 Interdepartmental Transfers	\$175,000	\$175,000	\$175,000
TOTAL STORMWATER UTILITY FUND	\$1,350,000	\$1,365,000	\$1,380,000

**UTILITY CONSTRUCTION FUNDS
ANNUAL BUDGET
2017– 2018**

**WATER AND SEWER UTILITIES
CONSTRUCTION FUND BUDGET
FISCAL YEAR 2017-2018**

FUNDING SOURCES

AMOUNT

Projected Cash on Hand, July 1, 2017	220375-435010	\$2,251,000
FY 2017-18 Budgeted Transfer from W/S Utilities Operating Fund	220399-435020	\$2,000,000
Cashua Drive Capital Contribution - SCDOT Relocation	220399-435020	\$500,000
Capital Construction Fund Transfer	220399-460210	\$1,250,000
Utilities Relocation Reimbursement for Highway Projects from 1¢ Sales Tax	220399-460075	\$427,000
Florence County Infrastructure Fund Reimbursement	220399-460130	\$100,000
Florence School District One Reimbursement for Access Road	220399-460200	\$191,000
FEMA Reimbursement	220399-790010	\$192,000
Projected Interest Earnings	220300-425010	\$25,000
		\$6,936,000
TOTAL FUNDING SOURCES		\$6,936,000

PROJECTS

A. Projects Approved in Prior Year Budgets

1. Jeffries Creek Beaver Management (SSO Compliance)	22049900-586010-W0027	\$7,000
2. Water Line Extension Requests - Florence County	22049900-586010-W0037	\$100,000
3. SCDOT Pamlico Highway Road Widening - Utilities Relocation	22049900-586010-W0052	\$555,000
4. SCDOT South Cashua Widening - Utilities Relocation	22049900-586010-W0062	\$1,178,000
5. New WWMF Access Road (City Portion)	22049900-586010-W0063	\$471,000

B. Projects Approved and Added In FY 2016-17

1. Elevated Tank Inspection, Repair & Painting	22049900-586010-W0024	\$300,000
2. Hoffmeyer Road Sewer Extension (Annexation)	22049900-586010-W0067	\$300,000
3. McCown Street Water Treatment Plant Filter Vessel Replacement	22049900-586010-W0072	\$600,000
4. Sumter Street Development Sewer Improvements (Annexation)	22049900-586010-W0077	\$250,000
5. Soccer Complex Water and Sewer Utilities (Twin Church Road Relocation)	22049900-586010-W0082	\$60,000
6. West Florence Annexations	22049900-586010-W0083	\$600,000
7. Jeffries Creek Interceptor	22049900-586010-W0085	\$25,000

C. Proposed Projects for FY 2017-18

1. Hampton Pointe Water and Sewer - FEMA	22049900-586010-W0088	\$66,000
2. Whipperwill Water Line - FEMA	22049900-586010-W0092	\$38,000
3. National Cemetery Rd. Water Line - FEMA	22049900-586010-W0093	\$24,000
4. Stagecoach Road Water Line - FEMA	22049900-586010-W0094	\$50,000
5. Friendfield Road Water Line - FEMA	22049900-586010-W0095	\$25,000
6. CCSC Byrnes Blvd. Dam Water Line - FEMA	22049900-586010-W0096	\$50,000
7. Stratton Drive/I-95 Sewer Interceptor Replacement	22049900-586010-W0099	\$1,000,000
8. SCDOT Alligator Road Widening - Utilities Relocation	22049900-586010-W0100	\$100,000
9. Pisgah Road 18" Water Line Extension	22049900-586010-W0102	\$200,000
10. Ebenezer Road Water Line Extension - Pine Needles to West Palmetto	22049900-586010-W0103	\$278,000
11. SCDOT National Cemetery Road Bridge Replacement - Water Line Bore	22049900-586010-W0104	\$30,000

D. Other

1. Utility Line Engineering/Legal/Professional Services	22049900-586010-WENG	\$150,000
2. Reserved for Other Projects	22049900-586010-WRES	\$479,000

TOTAL PROJECTS

\$6,936,000

**STORMWATER UTILITY
CONSTRUCTION FUND BUDGET
FISCAL YEAR 2017-2018**

FUNDING SOURCES		AMOUNT
Projected Cash/Bond Proceeds on Hand, July 1, 2017	320375-435010	\$502,000
FY 2017-18 Budgeted Transfer from Stormwater Utility Operating Fund	320399-435030	\$100,000
Projected Interest Earnings	320300-425010	\$5,000
		<hr/>
TOTAL FUNDING SOURCES		\$607,000

PROJECTS

A. Projects Approved in Prior Year Budgets

1. Stormwater Division Pipe Projects	32049900-586020-SW001	\$10,000
2. End-of-Pipe Water Quality Enhancement Projects	32049900-586020-SW005	\$5,000
3. Double-Barrel Pipe Repair (Behind Calvary Baptist)	32049900-586020-SW006	\$10,000
4. Timrod Park Pipe Outfall Improvements	32049900-586020-SW008	\$60,000
5. NPDES Phase II Compliance	32049900-586020-SW012	\$50,000
6. Walden/ Washington Storm Drain Pipe	32049900-586020-SW015	\$5,000
7. Edisto/Jackson Storm Drain Pipe	32049900-586020-SW016	\$40,000
8. Edisto/Madison Storm Drain Pipe	32049900-586020-SW017	\$20,000
9. 612 Marion Street Storm Drain Pipe	32049900-586020-SW018	\$20,000

B. Projects Approved in FY 2016-17

1. 2709 Whitestone Drive Storm Drain Pipe	32049900-586020-SW019	\$25,000
2. Stephenson/Diggs Storm Drain Pipe	32049900-586020-SW020	\$20,000
3. 1713/1719 Norwood Drive Storm Drain Pipe	32049900-586020-SW021	\$20,000
4. Aaron Circle Ditches and Driveway Pipes	32049900-586020-SW022	\$35,000
5. Brandon Drive Storm Drain Pipe	32049900-586020-SW023	\$35,000
6. Malden Drive-Brandon Drive Storm Drainage Improvements	32049900-586020-SW024	\$35,000

C. Other

1. Stormwater Engineering/Legal/Professional Services	32049900-586020-SWENG	\$25,000
2. Reserved for Other Projects	32049900-586020-SWRES	\$192,000
		<hr/>

TOTAL PROJECTS		\$607,000
-----------------------	--	------------------

EQUIPMENT REPLACEMENT FUNDS
ANNUAL BUDGET
2017– 2018

**WATER AND SEWER UTILITIES
EQUIPMENT REPLACEMENT FUND BUDGET
FISCAL YEAR 2017-18**

			TOTAL
21041506	Utilities and Licensing		
580040	Full Size Pickup Truck (# 616) with Radio	\$21,500	
580040	Full Size Pickup Truck (# 619) with Radio	\$21,500	
580060	Hand-Held Meter Reader	\$9,100	
580060	Hand-Held Meter Reader	<u>\$9,100</u>	
Utility Finance Total			\$61,200
21044040	Engineering		
580030	Large Format Copier/Scanner Printer	\$20,000	
580040	Full Size Pickup Truck (# 605) with Radio	\$20,000	
580060	GPS Equipment	\$12,000	
580060	Laser Level	\$8,000	
580060	Surveying Total Station	<u>\$12,000</u>	
Engineering Total			\$72,000
21044041	Wastewater Treatment Plant		
580040	Bucket Truck (# 652) with Radio	\$75,000	
580040	Full Size Pickup Truck (# 750) with Radio	\$28,000	
580040	Utility Truck (# 795) with Radio	\$30,000	
580060	30kW Portable Generator (# 764)	\$35,000	
580060	30kW Portable Generator (# 770)	\$35,000	
580060	Trailer (# 777)	<u>\$2,500</u>	
Wastewater Treatment Plant Total			\$205,500
21044042	Surface Water		
580060	Riding Lawnmower (# 746)	<u>\$18,000</u>	
Surface Water Production Total			\$18,000
21044043	Ground Water		
580040	Full Size Pickup Truck (# 707) with Radio	\$28,000	
580040	Full Size Pickup Truck (# 708) with Radio	\$28,000	
580060	Riding Lawnmower (# 720)	<u>\$18,000</u>	
Ground Water Production Total			\$74,000
21044044	Distribution Operations		
580060	Water Valve Exercising Unit	<u>\$64,300</u>	
Distribution Operations Total			\$64,300
21044045	Collection Operations		
580040	Sewer Wash Truck (# 678) with Radio	\$180,000	
580060	Backhoe (# 665)	\$90,000	
580060	Wash Trailer (# 649)	<u>\$80,000</u>	
Collection Operations Total			<u>\$350,000</u>
Water & Sewer Utilities Equipment Replacement Fund Total			<u><u>\$845,000</u></u>

**STORMWATER UTILITY
EQUIPMENT REPLACEMENT FUND BUDGET
FISCAL YEAR 2017-18**

			TOTAL
31044060	Stormwater Operations		
580040	Flatbed Truck (# 831) with Radio	<u>\$80,000</u>	
	Stormwater Operations Total		<u>\$80,000</u>
	Stormwater Equipment Replacement Fund Total		<u><u>\$80,000</u></u>

HOSPITALITY FUND
ANNUAL BUDGET
2017– 2018

**HOSPITALITY FUND BUDGET
FISCAL YEAR 2017-2018**

REVENUES		AMOUNT
Hospitality Fee Revenues	400110-450010	\$4,130,000
Grant Revenue	400260-790000	\$2,000,000
Interest Earnings	400300-425010	\$5,000
From Unappropriated Surplus	400375-435010	\$250,000
TOTAL REVENUES		\$6,385,000

EXPENDITURES		
Athletic Facilities Operations	40049900-598000	\$1,075,000
Florence County Museum	40049900-598020	\$96,000
Florence Downtown Development Corporation	40049900-598030	\$74,800
Florence Downtown Economic Development Incentives	40049900-598035	\$80,000
Florence Downtown Promotions	40049900-598040	\$30,000
Wayfinding Signage	40049900-598049	\$25,000
Radio Drive/Veterans Park Debt Service	40049900-598050	\$239,000
Soccer Complex Debt Service	40049900-598075	\$2,055,200
Tennis Center/Performing Arts Center Debt Service	40049900-598080	\$532,500
Recreation/Gymnasium Facility Debt Service	40049900-598083	\$291,000
2016 Special Obligation Bond Debt Service Appropriation	40049900-598084	\$300,000
Florence Historic District Street Lighting Operations	40049900-598085	\$30,000
Florence Civic Center	40049900-598130	\$1,542,500
James Allen Plaza Restroom Facilities - Annual Lease Payment	40049900-598150	\$9,000
Contingency	40049900-594020	\$5,000
TOTAL EXPENDITURES		\$6,385,000

